



Digital Commons@

Loyola Marymount University
LMU Loyola Law School

Module 09: Human-Animal Interactions

Urban EcoLab

May 2021

Animal Care & Control Data

Center for Urban Resilience

Follow this and additional works at: <https://digitalcommons.lmu.edu/urbanecolab-module09>

Repository Citation

Center for Urban Resilience, "Animal Care & Control Data" (2021). *Module 09: Human-Animal Interactions*. 22.

<https://digitalcommons.lmu.edu/urbanecolab-module09/22>

This Lesson 2: Over-population of Dogs is brought to you for free and open access by the Urban EcoLab at Digital Commons @ Loyola Marymount University and Loyola Law School. It has been accepted for inclusion in Module 09: Human-Animal Interactions by an authorized administrator of Digital Commons@Loyola Marymount University and Loyola Law School. For more information, please contact digitalcommons@lmu.edu.

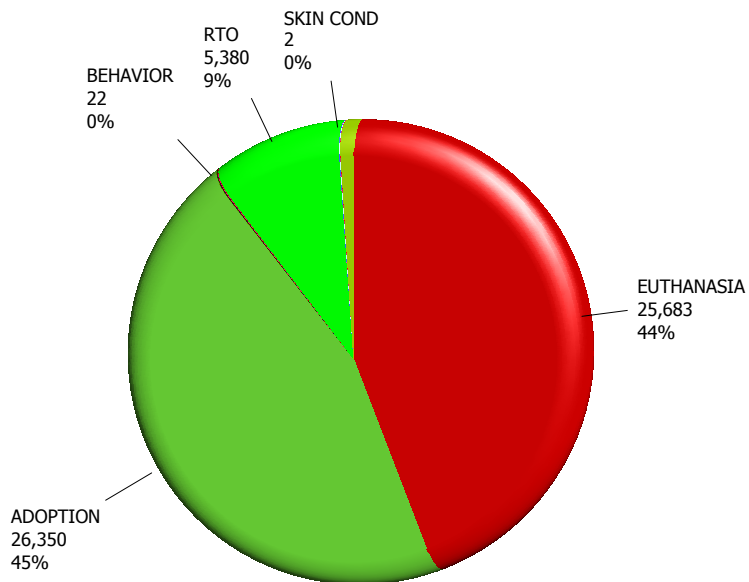
Table of Contents

1	Fiscal Year: 2015-2016 - Animal Care Center	2
2	Fiscal Year: 2014-2015 - Animal Care Center	3
3	Fiscal Year: 2013-2014 - Animal Care Center	5
4	Fiscal Year: 2012-2013 - Animal Care Center	7
5	Fiscal Year: 2011-2012 - Animal Care Center	9
6	Fiscal Year: 2015-2016 - Agoura	11
7	Fiscal Year: 2015-2016 - Baldwin Park	12
8	Fiscal Year: 2015-2016 - Carson	13
9	Fiscal Year: 2015-2016 - Castaic	14
10	Fiscal Year: 2015-2016 - Downey	15
11	Fiscal Year: 2015-2016 - Lancaster	16
12	Fiscal Year: 2014-2015 - Agoura	17
13	Fiscal Year: 2014-2015 - Baldwin Park	18
14	Fiscal Year: 2014-2015 - Carson	19
15	Fiscal Year: 2014-2015 - Castaic	20
16	Fiscal Year: 2014-2015 - Downey	21
17	Fiscal Year: 2014-2015 - Lancaster	22
18	Fiscal Year: 2013-2014 - Agoura	24
19	Fiscal Year: 2013-2014 - Baldwin Park	25
20	Fiscal Year: 2013-2014 - Carson	26
21	Fiscal Year: 2013-2014 - Castaic	27
22	Fiscal Year: 2013-2014 - Downey	28
23	Fiscal Year: 2013-2014 - Lancaster	29
24	Fiscal Year: 2012-2013 - Agoura	30
25	Fiscal Year: 2012-2013 - Baldwin Park	31
26	Fiscal Year: 2012-2013 - Carson	32
27	Fiscal Year: 2012-2013 - Castaic	33
28	Fiscal Year: 2012-2013 - Downey	34
29	Fiscal Year: 2012-2013 - Lancaster	35
30	Fiscal Year: 2011-2012 - Agoura	36
31	Fiscal Year: 2011-2012 - Baldwin Park	37
32	Fiscal Year: 2011-2012 - Carson	38
33	Fiscal Year: 2011-2012 - Castaic	39
34	Fiscal Year: 2011-2012 - Downey	40
35	Fiscal Year: 2011-2012 - Lancaster	41

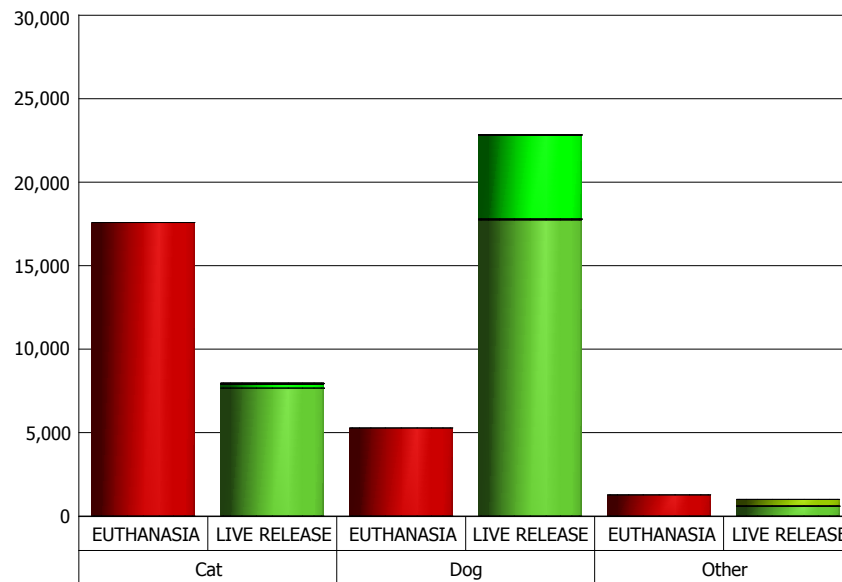
County of Los Angeles Animal Care and Control Animal Live Release and Euthanasia Rates

Fiscal Year: 2015-2016 - Animal Care Center

[Return to the Table of Contents](#)



- EUTHANASIA
- ADOPTION
- BEHAVIOR
- DEAD
- DISTEMPER
- EXCHANGE
- FERAL
- INJURED
- OTHER MED
- PARVO
- RTO
- SKIN COND
- SPACE
- TIME
- TOO YOUNG
- UPPER RESP
- UTK
- WILDLIFE

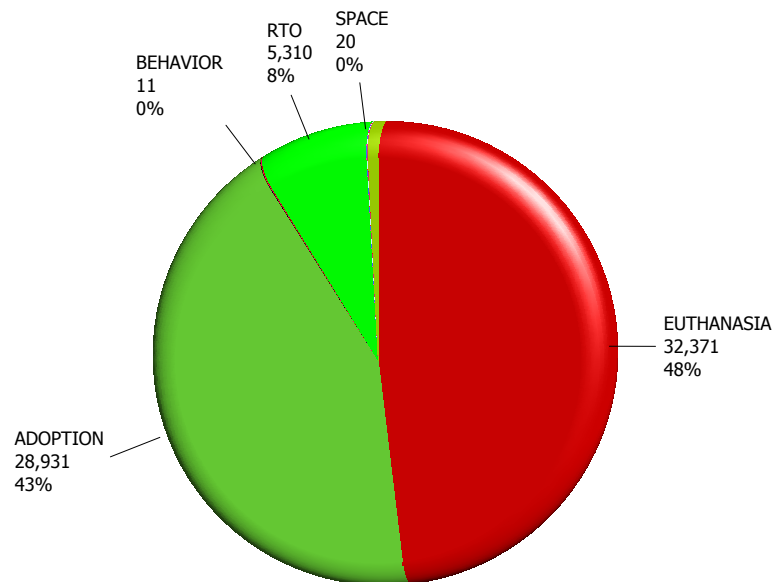


	Cat	Dog	Other
EUTHANASIA	17,584	5,278	1,271
ADOPTION	7,642	17,750	575
BEHAVIOR	2	20	0
EXCHANGE	11	21	0
FERAL	9	0	2
INJURED	1	4	2
OTHER MED	1	6	0
RTO	259	5,014	22
SKIN COND	0	2	0
SPACE	0	16	3
TOO YOUNG	16	0	8
UPPER RESP	8	3	0
UTK	0	3	0
WILDLIFE	0	3	386
	25,533	28,120	2,269

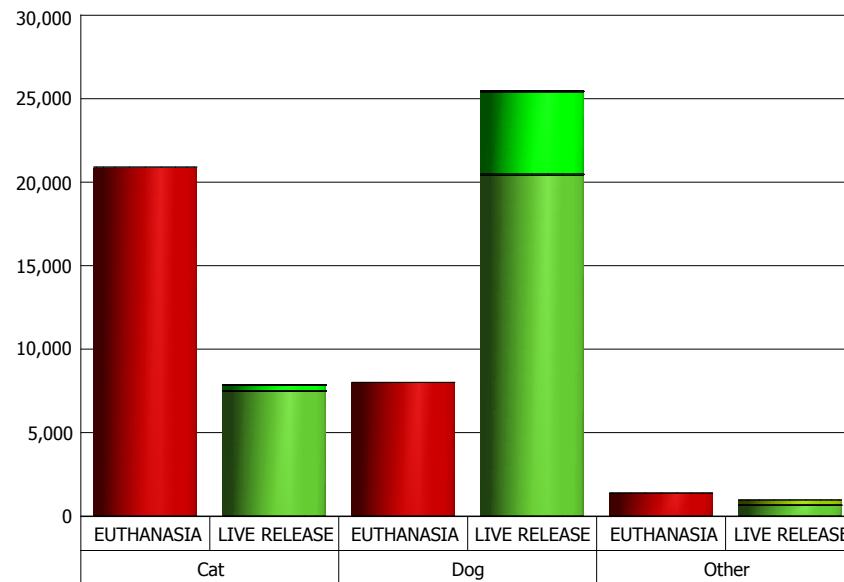
County of Los Angeles Animal Care and Control Animal Live Release and Euthanasia Rates

Fiscal Year: 2014-2015 - Animal Care Center

[Return to the Table of Contents](#)



- EUTHANASIA
- ADOPTION
- BEHAVIOR
- DEAD
- DISTEMPER
- EXCHANGE
- FERAL
- INJURED
- OTHER MED
- PARVO
- RTO
- SKIN COND
- SPACE
- TIME
- TOO YOUNG
- UPPER RESP
- UTK
- WILDLIFE



	Cat	Dog	Other
EUTHANASIA	20,903	8,007	1,382
ADOPTION	7,485	20,441	640
BEHAVIOR	1	10	0
DEAD	0	1	1
EXCHANGE	10	18	0
FERAL	6	0	0
INJURED	1	5	2
OTHER MED	6	14	2
RTO	328	4,932	20
SKIN COND	0	4	0
SPACE	5	11	2
TIME	1	1	0
TOO YOUNG	16	0	4
UPPER RESP	12	13	0
UTK	0	2	0

County of Los Angeles Animal Care and Control Animal Live Release and Euthanasia Rates

Fiscal Year: 2014-2015 - Animal Care Center

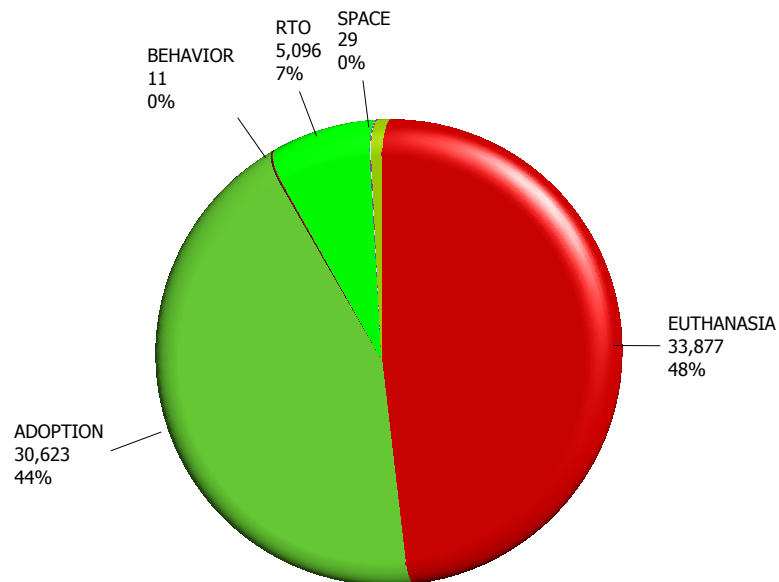
[Return to the Table of Contents](#)

	Cat	Dog	Other
WILDLIFE	1	0	294
	28,775	33,459	2,347

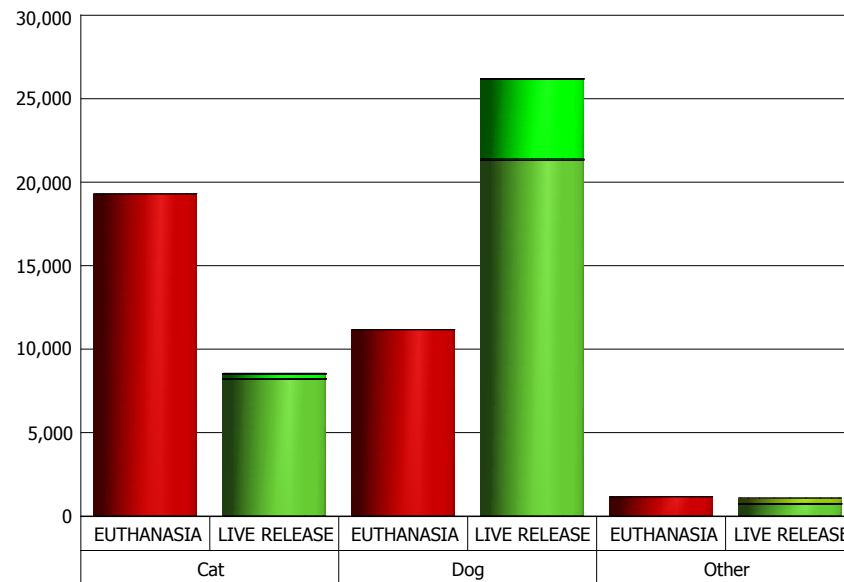
County of Los Angeles Animal Care and Control Animal Live Release and Euthanasia Rates

Fiscal Year: 2013-2014 - Animal Care Center

[Return to the Table of Contents](#)



- EUTHANASIA
- ADOPTION
- BEHAVIOR
- DEAD
- DISTEMPER
- EXCHANGE
- FERAL
- INJURED
- OTHER MED
- PARVO
- RTO
- SKIN COND
- SPACE
- TIME
- TOO YOUNG
- UPPER RESP
- UTK
- WILDLIFE



	Cat	Dog	Other
EUTHANASIA	19,302	11,167	1,158
ADOPTION	8,207	21,320	723
BEHAVIOR	3	8	0
DEAD	1	0	0
EXCHANGE	23	51	0
FERAL	2	0	3
INJURED	0	3	3
OTHER MED	4	7	1
RTO	269	4,771	23
SPACE	4	17	1
TIME	0	6	0
TOO YOUNG	21	2	0
UPPER RESP	7	12	0
UTK	0	4	0
WILDLIFE	1	2	324

County of Los Angeles Animal Care and Control Animal Live Release and Euthanasia Rates

Fiscal Year: 2013-2014 - Animal Care Center

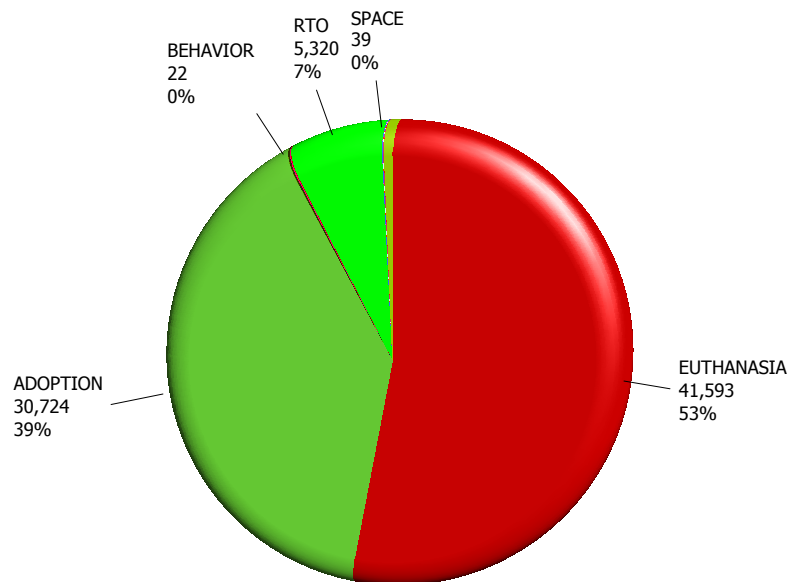
[Return to the Table of Contents](#)

	Cat	Dog	Other
	27,844	37,370	2,236

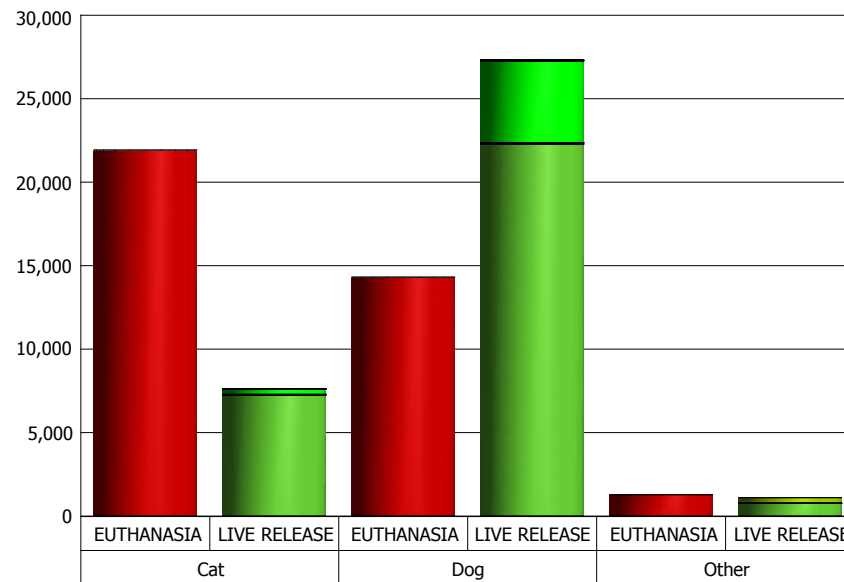
County of Los Angeles Animal Care and Control Animal Live Release and Euthanasia Rates

Fiscal Year: 2012-2013 - Animal Care Center

[Return to the Table of Contents](#)



- EUTHANASIA
- ADOPTION
- BEHAVIOR
- DEAD
- DISTEMPER
- EXCHANGE
- FERAL
- INJURED
- OTHER MED
- PARVO
- RTO
- SKIN COND
- SPACE
- TIME
- TOO YOUNG
- UPPER RESP
- UTK
- WILDLIFE



	Cat	Dog	Other
EUTHANASIA	21,924	14,311	1,279
ADOPTION	7,253	22,275	756
BEHAVIOR	4	17	0
EXCHANGE	23	62	0
FERAL	8	0	1
INJURED	1	3	2
OTHER MED	8	14	3
RTO	303	4,896	23
SKIN COND	0	2	0
SPACE	12	17	1
TIME	1	4	3
TOO YOUNG	11	0	4
UPPER RESP	17	20	0
UTK	0	3	1
WILDLIFE	0	1	308

County of Los Angeles Animal Care and Control Animal Live Release and Euthanasia Rates

Fiscal Year: 2012-2013 - Animal Care Center

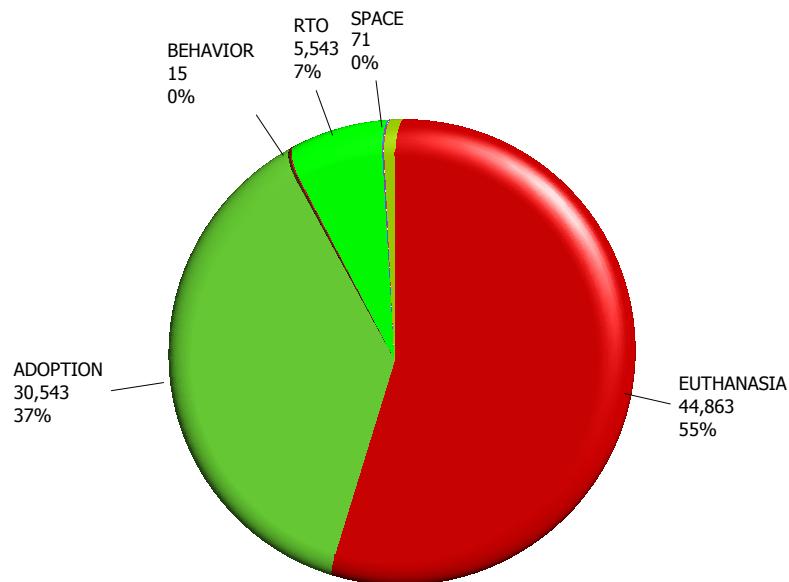
[Return to the Table of Contents](#)

	Cat	Dog	Other
	29,565	41,625	2,381

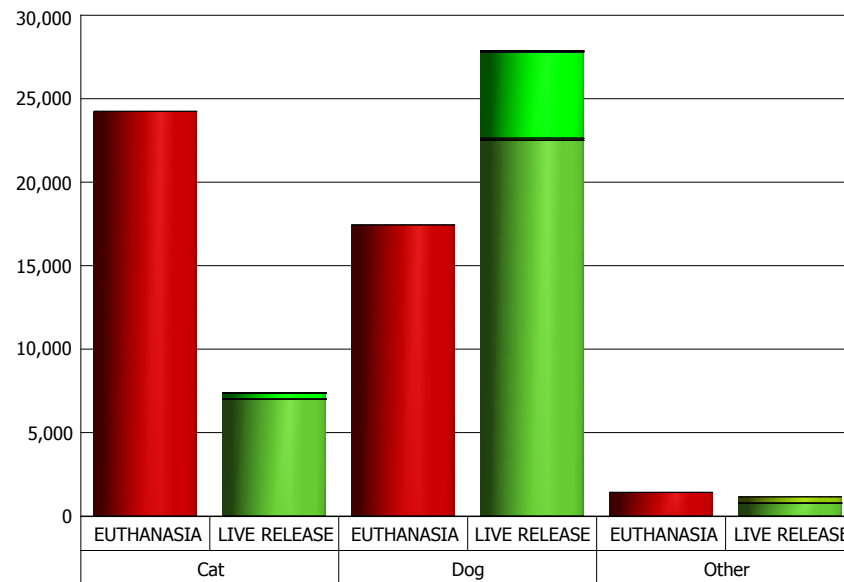
County of Los Angeles Animal Care and Control Animal Live Release and Euthanasia Rates

Fiscal Year: 2011-2012 - Animal Care Center

[Return to the Table of Contents](#)



- EUTHANASIA
- ADOPTION
- BEHAVIOR
- DEAD
- DISTEMPER
- EXCHANGE
- FERAL
- INJURED
- OTHER MED
- PARVO
- RTO
- SKIN COND
- SPACE
- TIME
- TOO YOUNG
- UPPER RESP
- UTK
- WILDLIFE



	Cat	Dog	Other
EUTHANASIA	24,246	17,444	1,420
ADOPTION	6,983	22,502	766
BEHAVIOR	5	7	3
DEAD	0	4	0
EXCHANGE	29	111	1
FERAL	1	0	2
INJURED	2	4	2
OTHER MED	1	16	0
RTO	326	5,149	14
SKIN COND	3	1	0
SPACE	17	47	2
TIME	2	4	0
TOO YOUNG	2	1	0
UPPER RESP	11	24	0
UTK	0	1	0

County of Los Angeles Animal Care and Control Animal Live Release and Euthanasia Rates

Fiscal Year: 2011-2012 - Animal Care Center

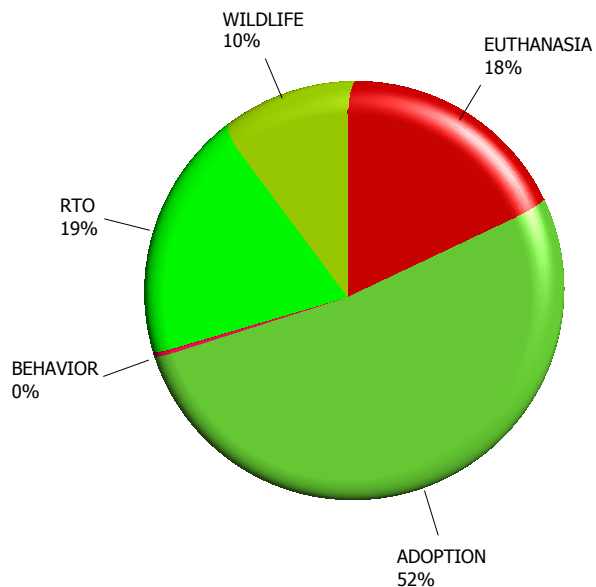
[Return to the Table of Contents](#)

	Cat	Dog	Other
WILDLIFE	0	0	364
	31,628	45,315	2,574

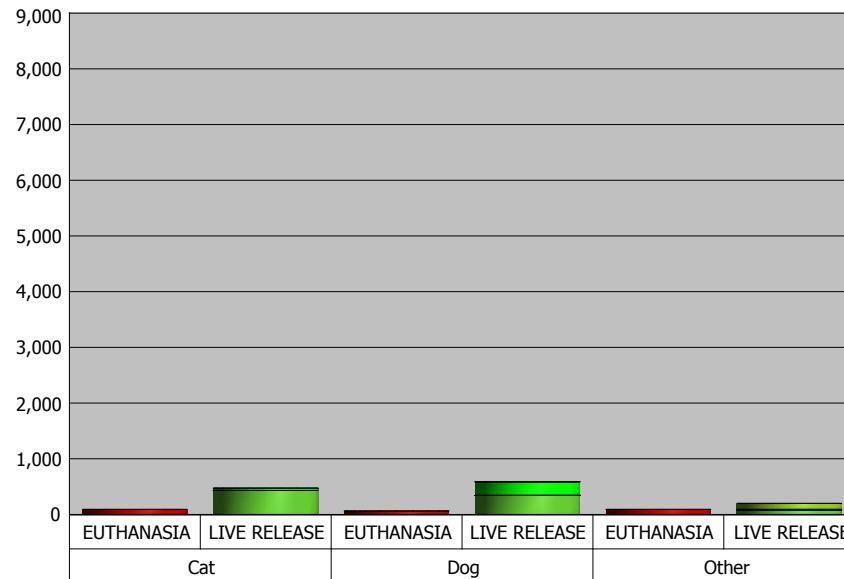
County of Los Angeles Animal Care and Control Animal Live Release and Euthanasia Rates

Fiscal Year: 2015-2016 - Agoura

[Return to the Table of Contents](#)



- EUTHANASIA
- ADOPTION
- BEHAVIOR
- DEAD
- DISTEMPER
- EXCHANGE
- FERAL
- INJURED
- OTHER MED
- PARVO
- RTO
- SKIN COND
- SPACE
- TIME
- TOO YOUNG
- UPPER RESP
- UTK
- WILDLIFE

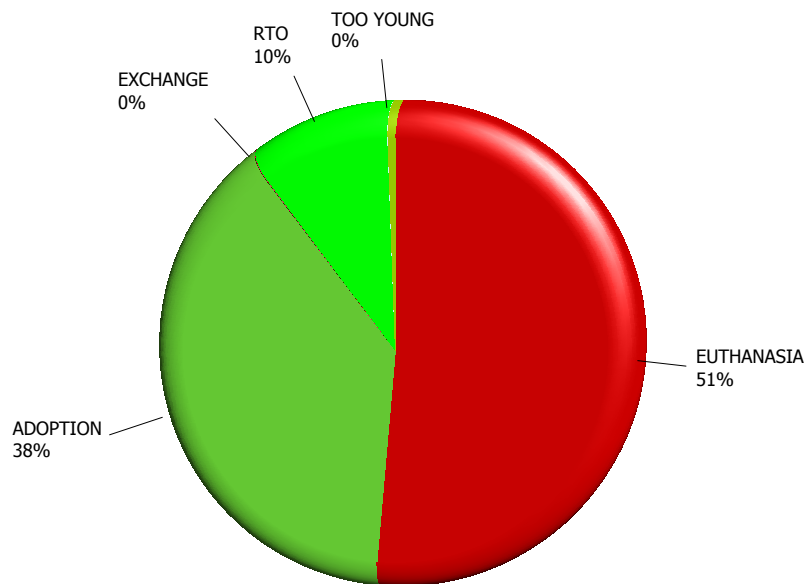


	Cat	Dog	Other
EUTHANASIA	91	63	91
ADOPTION	431	342	86
BEHAVIOR	0	1	0
INJURED	0	0	1
OTHER MED	0	1	0
RTO	38	241	5
WILDLIFE	0	1	107
	560	649	290

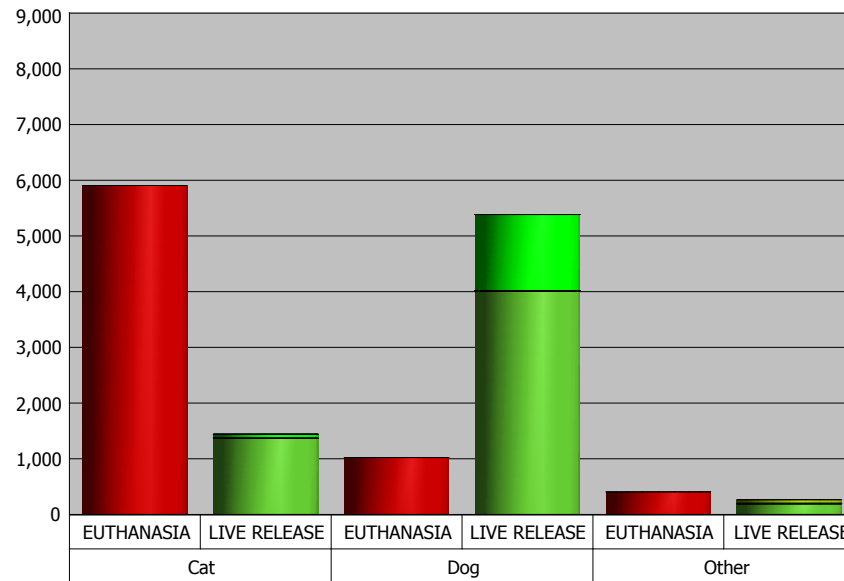
County of Los Angeles Animal Care and Control Animal Live Release and Euthanasia Rates

Fiscal Year: 2015-2016 - Baldwin Park

[Return to the Table of Contents](#)



- EUTHANASIA
- ADOPTION
- BEHAVIOR
- DEAD
- DISTEMPER
- EXCHANGE
- FERAL
- INJURED
- OTHER MED
- PARVO
- RTO
- SKIN COND
- SPACE
- TIME
- TOO YOUNG
- UPPER RESP
- UTK
- WILDLIFE

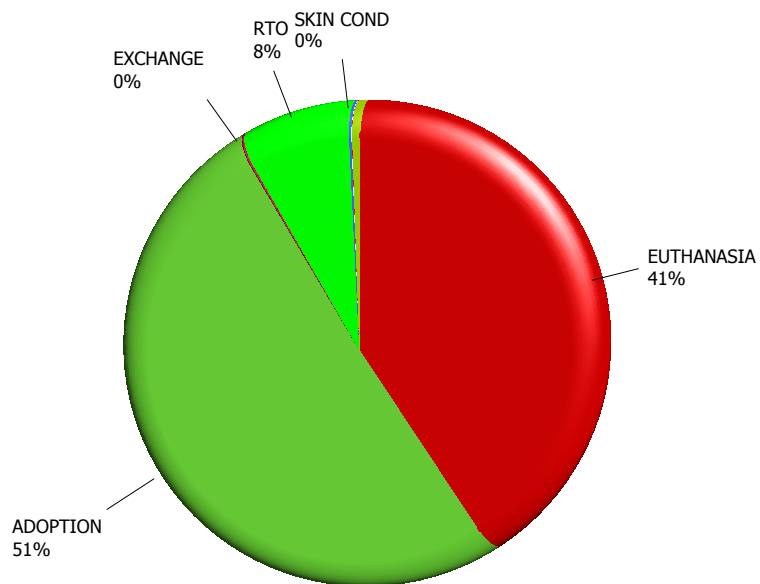


	Cat	Dog	Other
EUTHANASIA	5,906	1,022	406
ADOPTION	1,374	4,013	195
EXCHANGE	1	5	0
INJURED	0	3	0
RTO	63	1,364	4
TOO YOUNG	0	0	2
WILDLIFE	0	0	64
	7,344	6,407	671

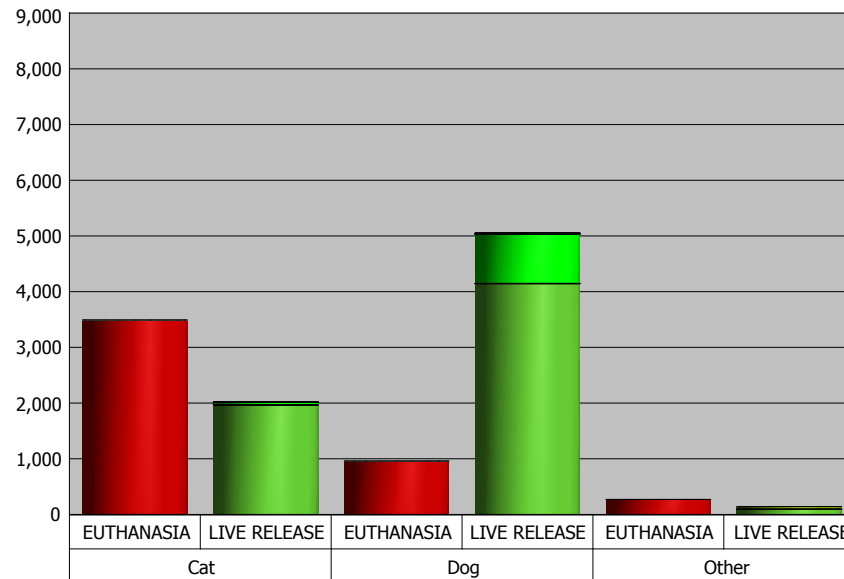
County of Los Angeles Animal Care and Control Animal Live Release and Euthanasia Rates

Fiscal Year: 2015-2016 - Carson

[Return to the Table of Contents](#)



- EUTHANASIA
- ADOPTION
- BEHAVIOR
- DEAD
- DISTEMPER
- EXCHANGE
- FERAL
- INJURED
- OTHER MED
- PARVO
- RTO
- SKIN COND
- SPACE
- TIME
- TOO YOUNG
- UPPER RESP
- UTK
- WILDLIFE

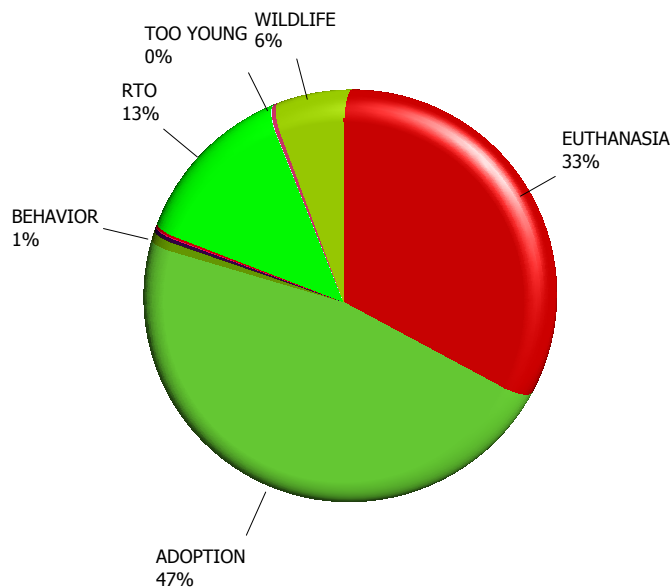


	Cat	Dog	Other
EUTHANASIA	3,491	959	270
ADOPTION	1,966	4,144	91
EXCHANGE	3	3	0
FERAL	1	0	0
INJURED	1	1	1
RTO	43	882	1
SKIN COND	0	1	0
SPACE	0	16	3
TOO YOUNG	0	0	3
UPPER RESP	1	0	0
UTK	0	2	0
WILDLIFE	0	0	42
	5,506	6,008	411

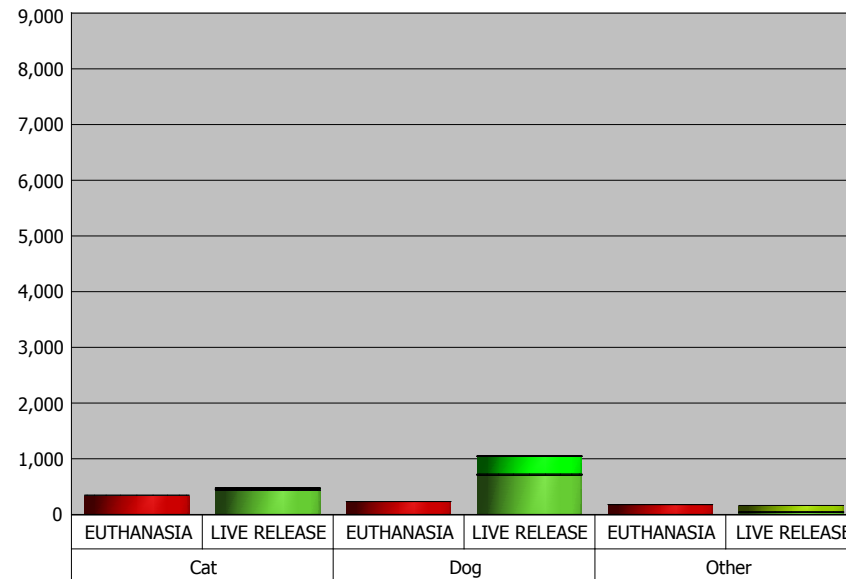
County of Los Angeles Animal Care and Control Animal Live Release and Euthanasia Rates

Fiscal Year: 2015-2016 - Castaic

[Return to the Table of Contents](#)



- EUTHANASIA
- ADOPTION
- BEHAVIOR
- DEAD
- DISTEMPER
- EXCHANGE
- FERAL
- INJURED
- OTHER MED
- PARVO
- RTO
- SKIN COND
- SPACE
- TIME
- TOO YOUNG
- UPPER RESP
- UTK
- WILDLIFE

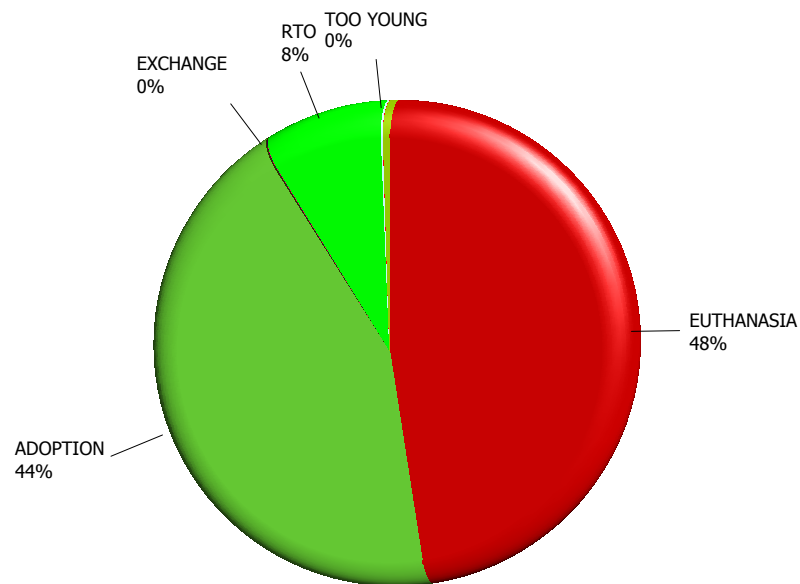


	Cat	Dog	Other
EUTHANASIA	345	232	177
ADOPTION	437	702	44
BEHAVIOR	2	17	0
EXCHANGE	0	1	0
FERAL	8	0	0
OTHER MED	1	4	0
RTO	19	321	3
TOO YOUNG	0	0	1
UPPER RESP	7	2	0
WILDLIFE	0	2	113
	819	1,281	338

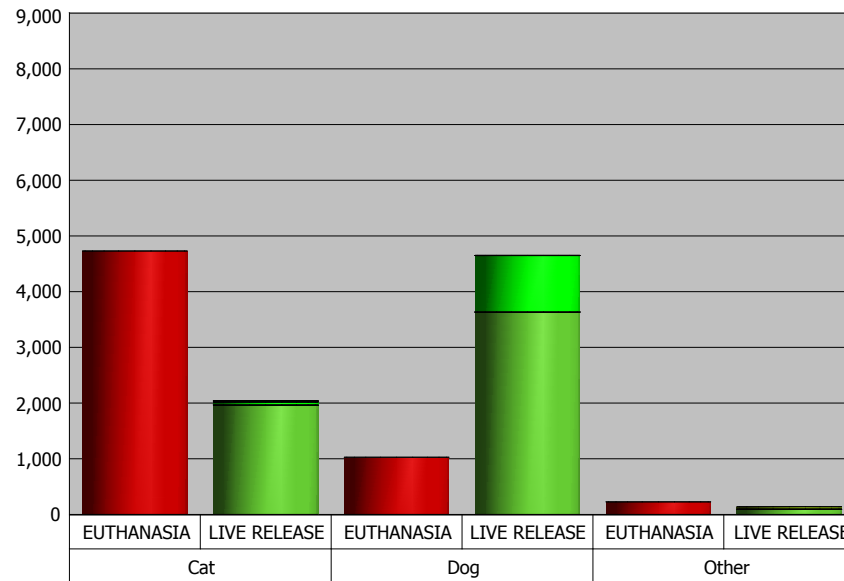
County of Los Angeles Animal Care and Control Animal Live Release and Euthanasia Rates

Fiscal Year: 2015-2016 - Downey

[Return to the Table of Contents](#)



- EUTHANASIA
- ADOPTION
- BEHAVIOR
- DEAD
- DISTEMPER
- EXCHANGE
- FERAL
- INJURED
- OTHER MED
- PARVO
- RTO
- SKIN COND
- SPACE
- TIME
- TOO YOUNG
- UPPER RESP
- UTK
- WILDLIFE

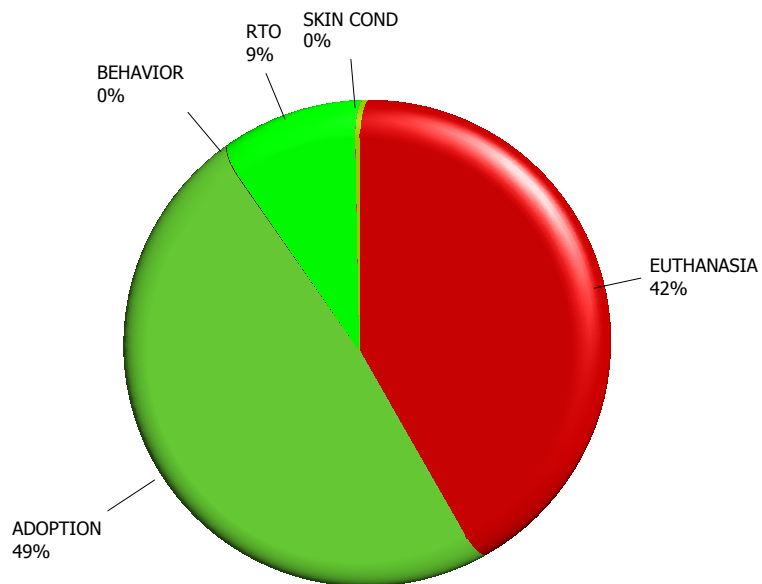


	Cat	Dog	Other
EUTHANASIA	4,730	1,027	226
ADOPTION	1,960	3,630	91
EXCHANGE	7	6	0
FERAL	0	0	1
RTO	53	1,013	5
TOO YOUNG	16	0	2
UTK	0	1	0
WILDLIFE	0	0	40
	6,766	5,677	365

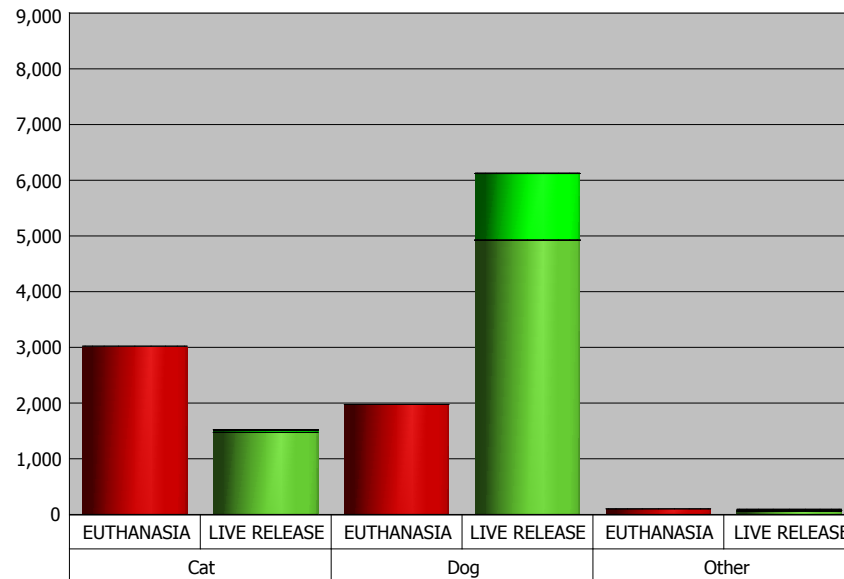
County of Los Angeles Animal Care and Control Animal Live Release and Euthanasia Rates

Fiscal Year: 2015-2016 - Lancaster

[Return to the Table of Contents](#)



- EUTHANASIA
- ADOPTION
- BEHAVIOR
- DEAD
- DISTEMPER
- EXCHANGE
- FERAL
- INJURED
- OTHER MED
- PARVO
- RTO
- SKIN COND
- SPACE
- TIME
- TOO YOUNG
- UPPER RESP
- UTK
- WILDLIFE

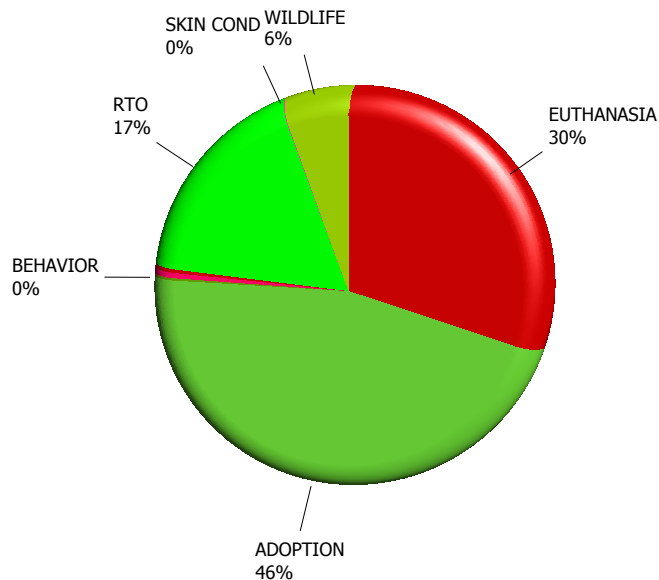


	Cat	Dog	Other
EUTHANASIA	3,021	1,975	101
ADOPTION	1,474	4,919	68
BEHAVIOR	0	2	0
EXCHANGE	0	6	0
FERAL	0	0	1
OTHER MED	0	1	0
RTO	43	1,193	4
SKIN COND	0	1	0
UPPER RESP	0	1	0
WILDLIFE	0	0	20
TOTAL	4,538	8,098	194

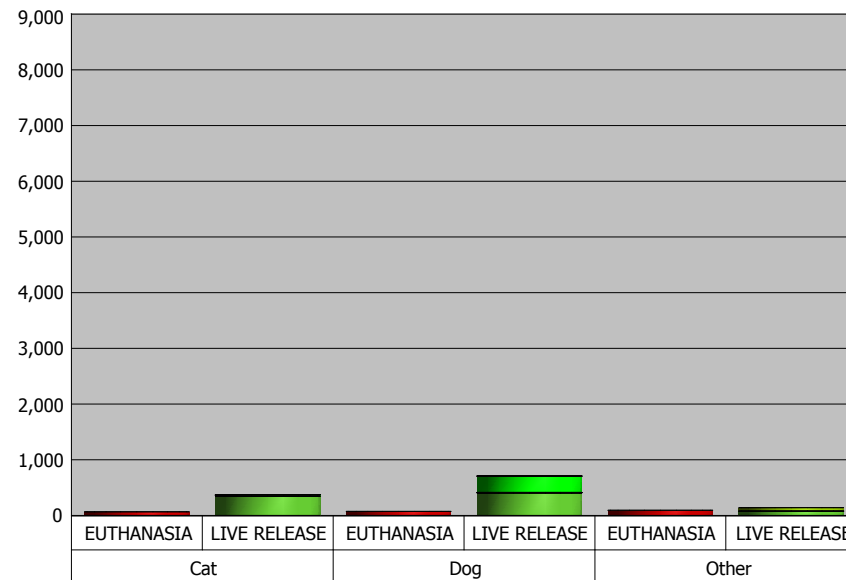
County of Los Angeles Animal Care and Control Animal Live Release and Euthanasia Rates

Fiscal Year: 2014-2015 - Agoura

[Return to the Table of Contents](#)



- EUTHANASIA
- ADOPTION
- BEHAVIOR
- DEAD
- DISTEMPER
- EXCHANGE
- FERAL
- INJURED
- OTHER MED
- PARVO
- RTO
- SKIN COND
- SPACE
- TIME
- TOO YOUNG
- UPPER RESP
- UTK
- WILDLIFE

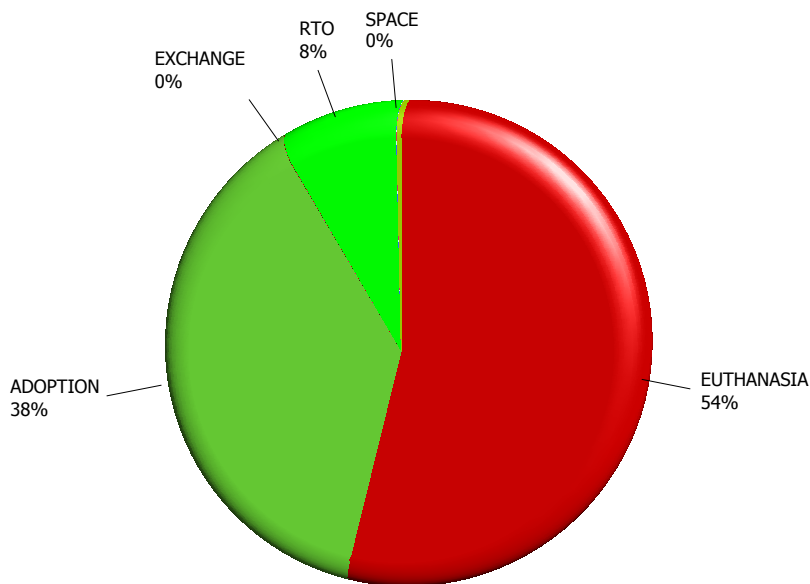


	Cat	Dog	Other
EUTHANASIA	66	73	93
ADOPTION	352	406	76
BEHAVIOR	0	4	0
INJURED	0	1	2
OTHER MED	0	3	2
RTO	23	292	3
SKIN COND	0	1	0
WILDLIFE	0	0	57
	441	780	233

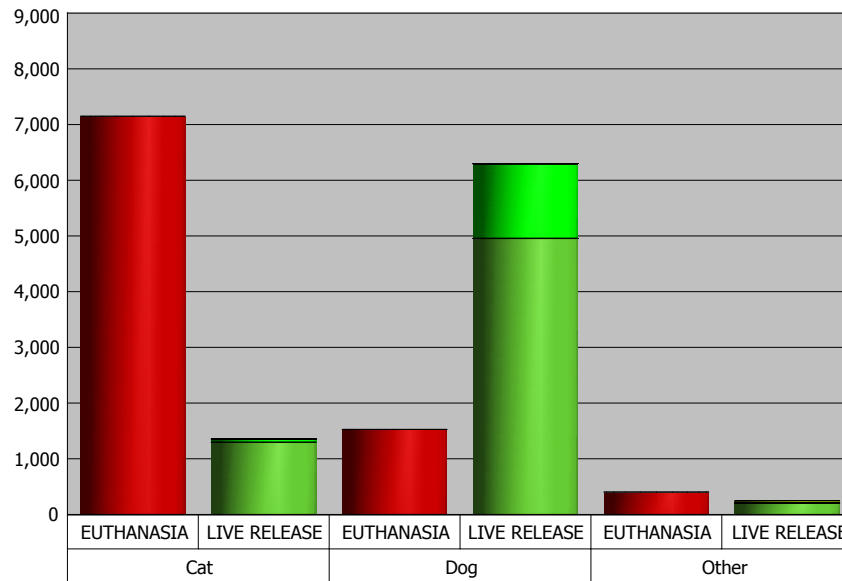
County of Los Angeles Animal Care and Control Animal Live Release and Euthanasia Rates

Fiscal Year: 2014-2015 - Baldwin Park

[Return to the Table of Contents](#)



- EUTHANASIA
- ADOPTION
- BEHAVIOR
- DEAD
- DISTEMPER
- EXCHANGE
- FERAL
- INJURED
- OTHER MED
- PARVO
- RTO
- SKIN COND
- SPACE
- TIME
- TOO YOUNG
- UPPER RESP
- UTK
- WILDLIFE

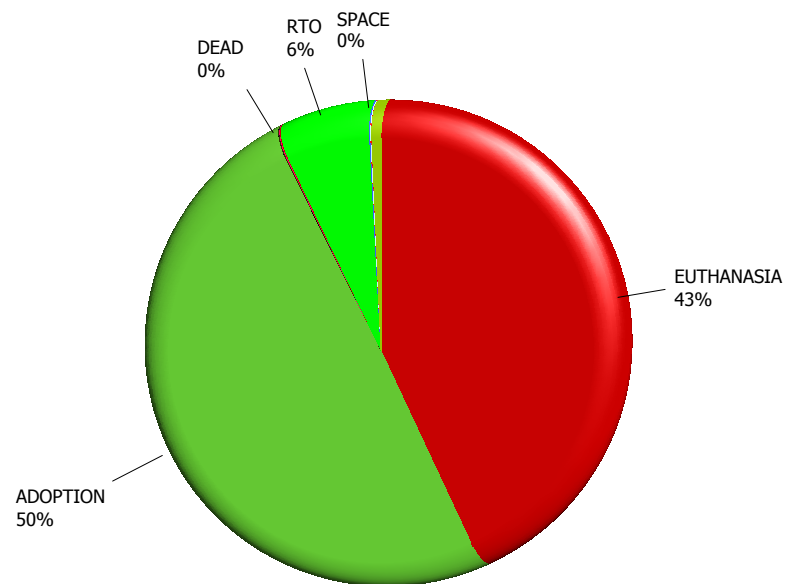


	Cat	Dog	Other
EUTHANASIA	7,149	1,527	402
ADOPTION	1,295	4,954	207
EXCHANGE	2	1	0
INJURED	0	1	0
OTHER MED	0	2	0
RTO	55	1,339	7
SPACE	0	1	2
UPPER RESP	1	1	0
WILDLIFE	0	0	33
	8,502	7,826	651

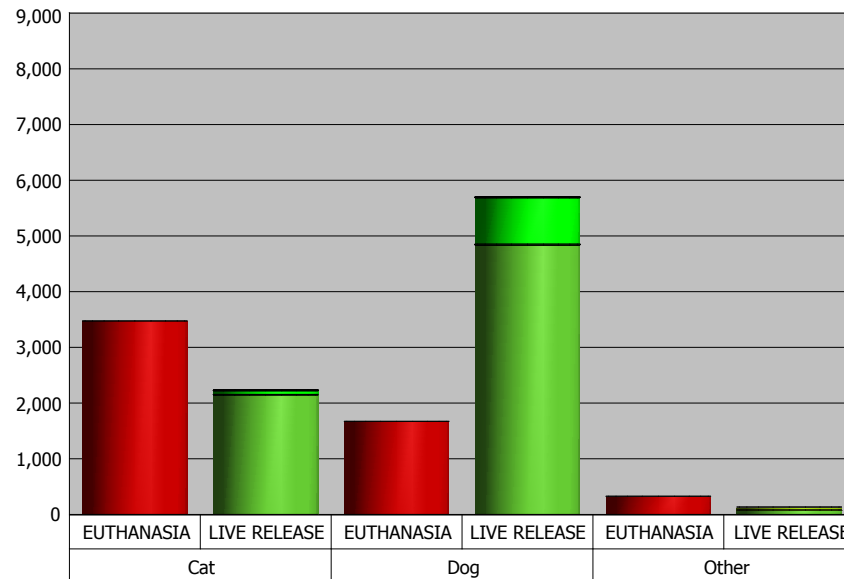
County of Los Angeles Animal Care and Control Animal Live Release and Euthanasia Rates

Fiscal Year: 2014-2015 - Carson

[Return to the Table of Contents](#)



- EUTHANASIA
- ADOPTION
- BEHAVIOR
- DEAD
- DISTEMPER
- EXCHANGE
- FERAL
- INJURED
- OTHER MED
- PARVO
- RTO
- SKIN COND
- SPACE
- TIME
- TOO YOUNG
- UPPER RESP
- UTK
- WILDLIFE

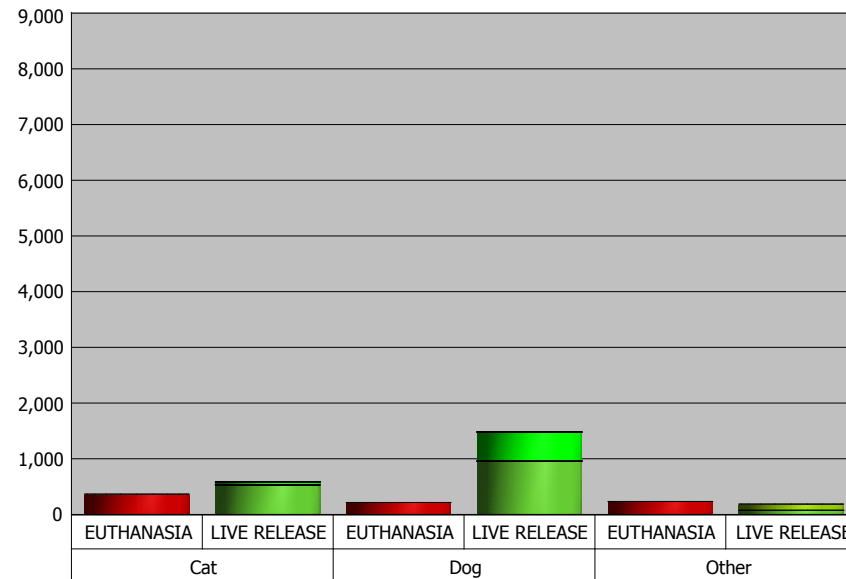
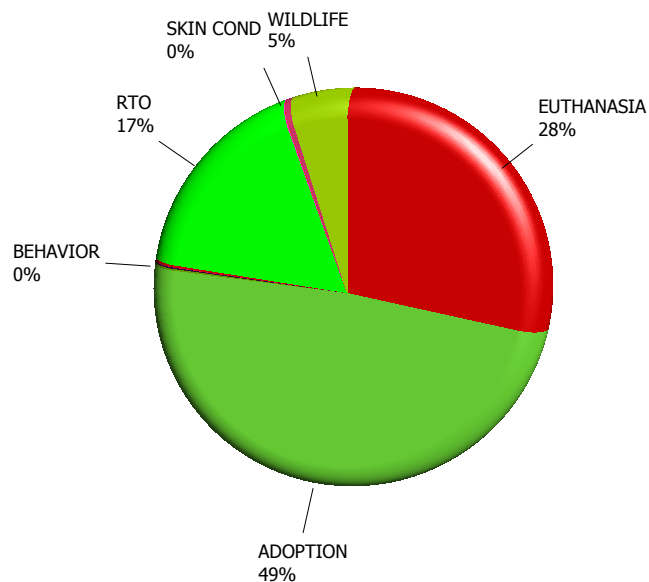


	Cat	Dog	Other
EUTHANASIA	3,474	1,672	327
ADOPTION	2,151	4,841	76
DEAD	0	0	1
EXCHANGE	2	8	0
INJURED	0	2	0
OTHER MED	2	2	0
RTO	68	834	0
SPACE	2	8	0
TIME	1	0	0
TOO YOUNG	4	0	3
UPPER RESP	0	1	0
UTK	0	1	0
WILDLIFE	0	0	53
TOTAL	5,704	7,369	460

County of Los Angeles Animal Care and Control Animal Live Release and Euthanasia Rates

Fiscal Year: 2014-2015 - Castaic

[Return to the Table of Contents](#)

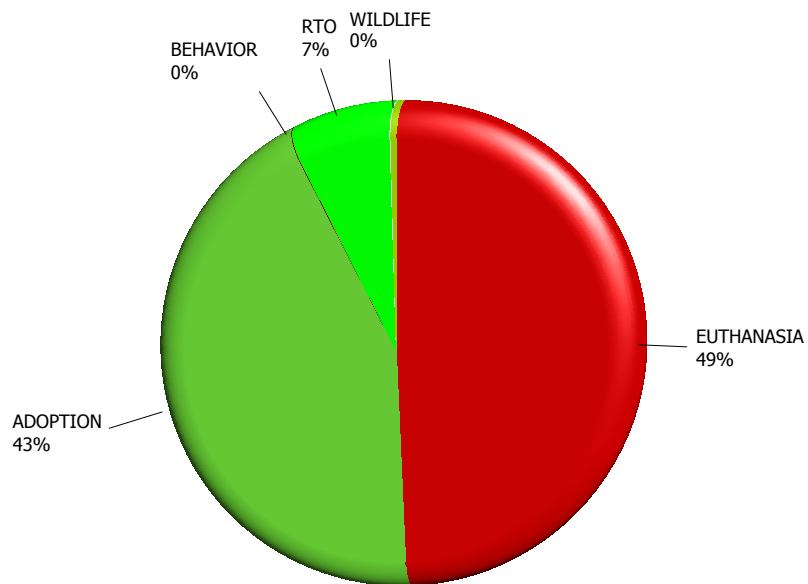


	Cat	Dog	Other
EUTHANASIA	365	215	233
ADOPTION	532	955	72
BEHAVIOR	1	4	0
EXCHANGE	1	0	0
FERAL	3	0	0
OTHER MED	1	5	0
RTO	42	511	4
SKIN COND	0	3	0
TIME	0	1	0
UPPER RESP	10	6	0
WILDLIFE	1	0	110
	956	1,700	419

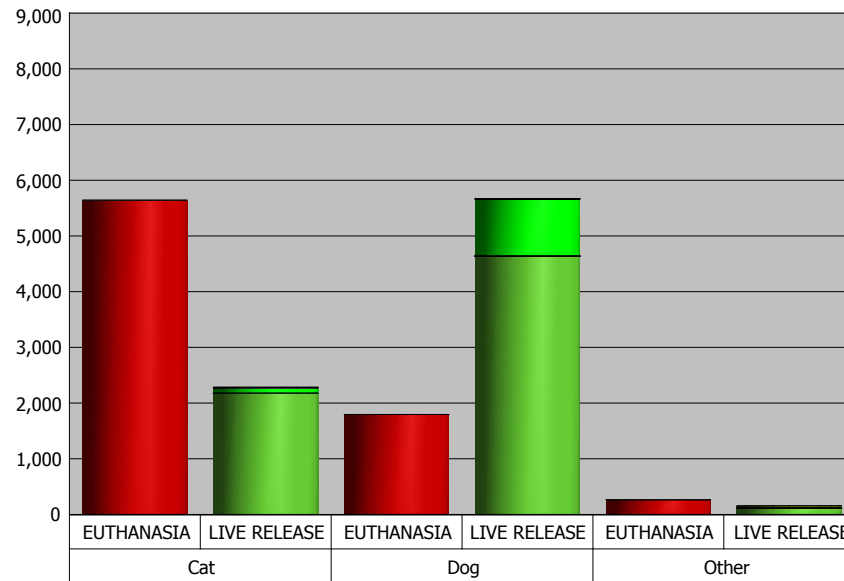
County of Los Angeles Animal Care and Control Animal Live Release and Euthanasia Rates

Fiscal Year: 2014-2015 - Downey

[Return to the Table of Contents](#)



- EUTHANASIA
- ADOPTION
- BEHAVIOR
- DEAD
- DISTEMPER
- EXCHANGE
- FERAL
- INJURED
- OTHER MED
- PARVO
- RTO
- SKIN COND
- SPACE
- TIME
- TOO YOUNG
- UPPER RESP
- UTK
- WILDLIFE

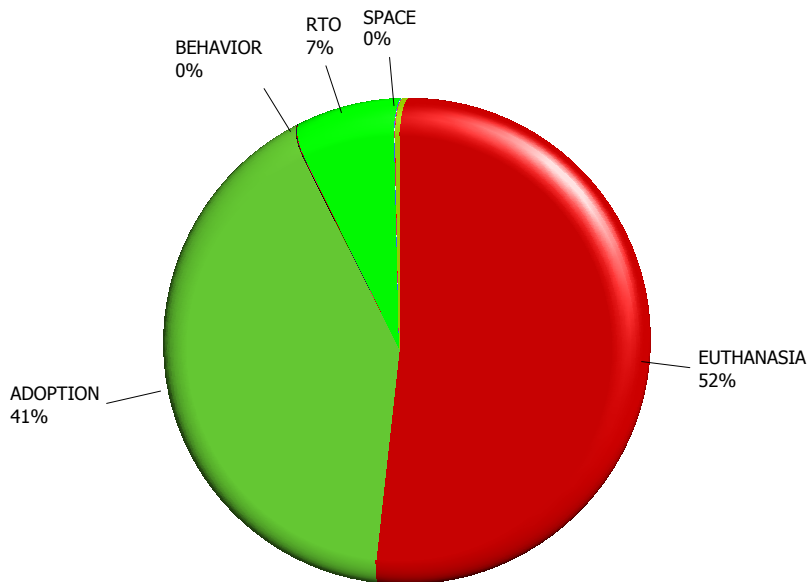


	Cat	Dog	Other
EUTHANASIA	5,642	1,795	263
ADOPTION	2,173	4,636	114
BEHAVIOR	0	1	0
EXCHANGE	3	4	0
INJURED	0	1	0
OTHER MED	2	0	0
RTO	92	1,024	6
TOO YOUNG	11	0	1
WILDLIFE	0	0	34
	7,923	7,461	418

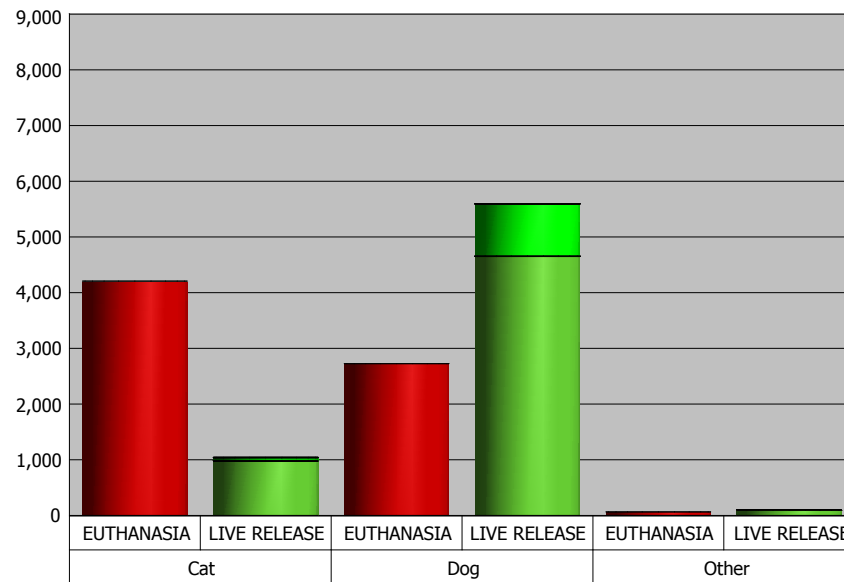
County of Los Angeles Animal Care and Control Animal Live Release and Euthanasia Rates

Fiscal Year: 2014-2015 - Lancaster

[Return to the Table of Contents](#)



- EUTHANASIA
- ADOPTION
- BEHAVIOR
- DEAD
- DISTEMPER
- EXCHANGE
- FERAL
- INJURED
- OTHER MED
- PARVO
- RTO
- SKIN COND
- SPACE
- TIME
- TOO YOUNG
- UPPER RESP
- UTK
- WILDLIFE



	Cat	Dog	Other
EUTHANASIA	4,207	2,725	64
ADOPTION	982	4,649	95
BEHAVIOR	0	1	0
DEAD	0	1	0
EXCHANGE	2	5	0
FERAL	3	0	0
INJURED	1	0	0
OTHER MED	1	2	0
RTO	48	932	0
SPACE	3	2	0
TOO YOUNG	1	0	0
UPPER RESP	1	5	0
UTK	0	1	0
WILDLIFE	0	0	7

County of Los Angeles Animal Care and Control Animal Live Release and Euthanasia Rates

Fiscal Year: 2014-2015 - Lancaster

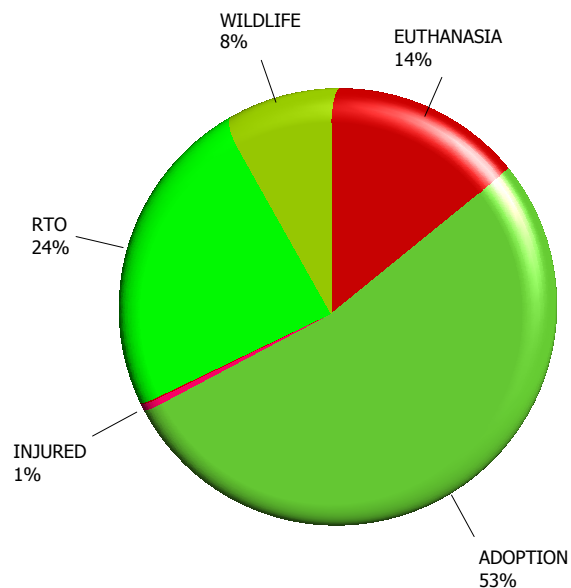
[Return to the Table of Contents](#)

	Cat	Dog	Other
	5,249	8,323	166

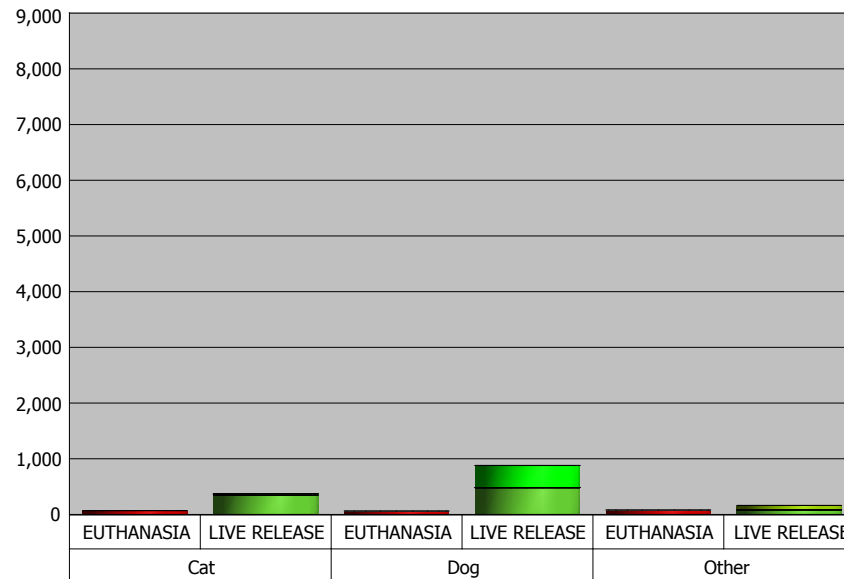
County of Los Angeles Animal Care and Control Animal Live Release and Euthanasia Rates

Fiscal Year: 2013-2014 - Agoura

[Return to the Table of Contents](#)



- EUTHANASIA
- ADOPTION
- BEHAVIOR
- DEAD
- DISTEMPER
- EXCHANGE
- FERAL
- INJURED
- OTHER MED
- PARVO
- RTO
- SKIN COND
- SPACE
- TIME
- TOO YOUNG
- UPPER RESP
- UTK
- WILDLIFE

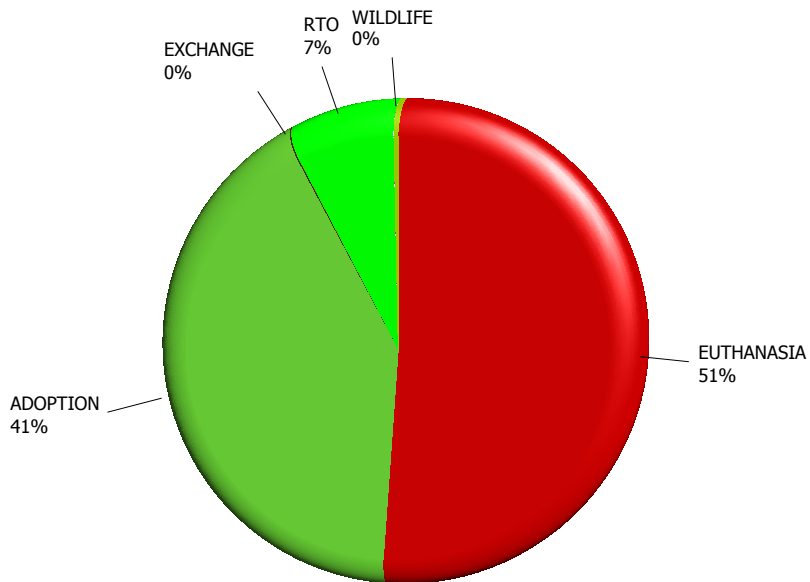


	Cat	Dog	Other
EUTHANASIA	69	61	79
ADOPTION	352	481	85
INJURED	0	1	1
OTHER MED	0	1	1
RTO	22	396	1
WILDLIFE	0	1	74
	443	941	241

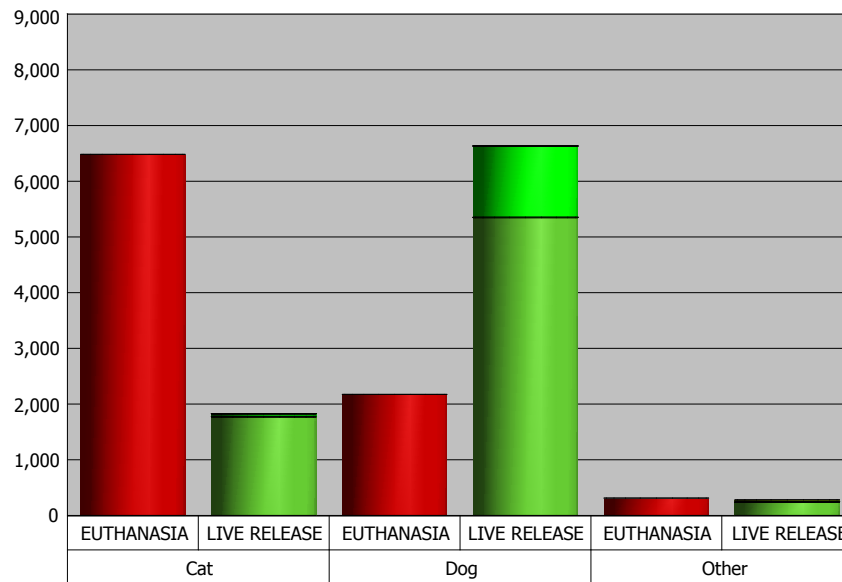
County of Los Angeles Animal Care and Control Animal Live Release and Euthanasia Rates

Fiscal Year: 2013-2014 - Baldwin Park

[Return to the Table of Contents](#)



- EUTHANASIA
- ADOPTION
- BEHAVIOR
- DEAD
- DISTEMPER
- EXCHANGE
- FERAL
- INJURED
- OTHER MED
- PARVO
- RTO
- SKIN COND
- SPACE
- TIME
- TOO YOUNG
- UPPER RESP
- UTK
- WILDLIFE

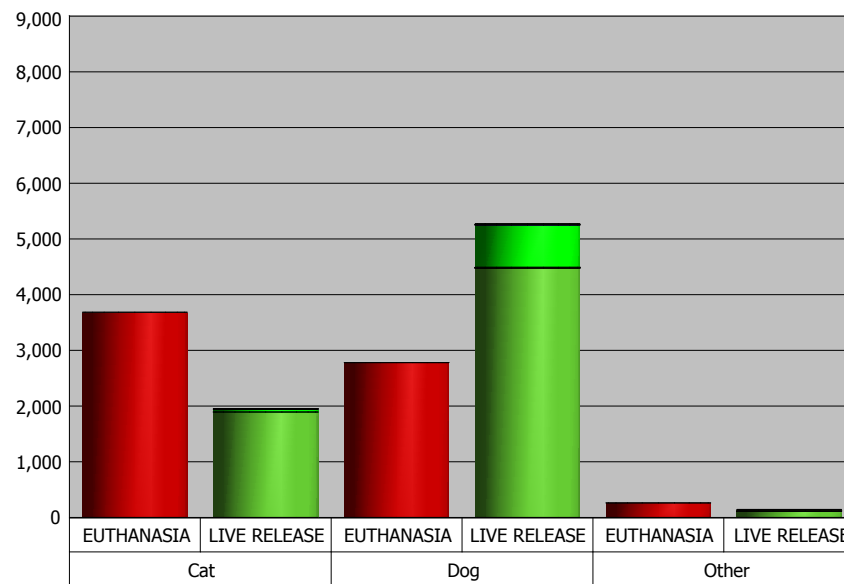
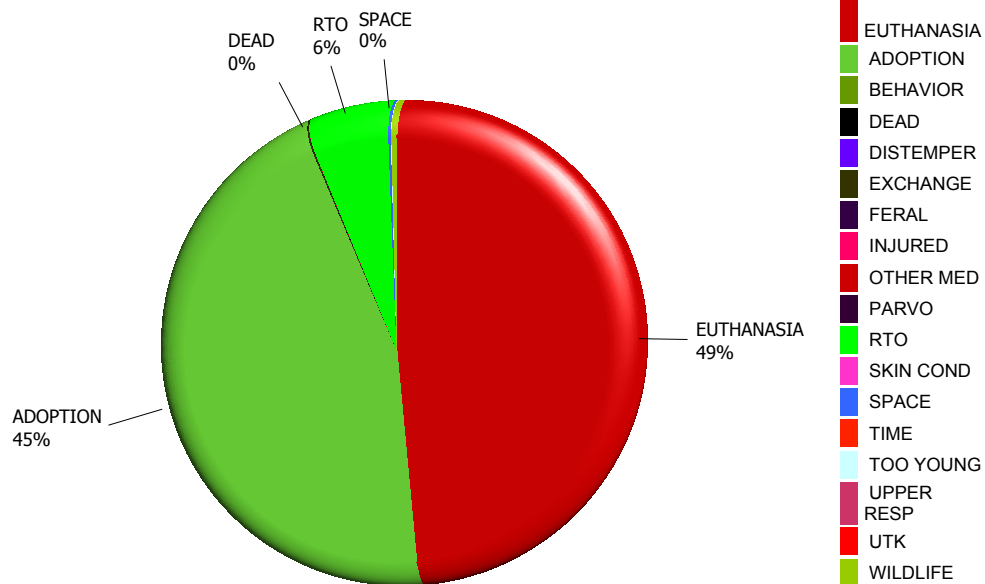


	Cat	Dog	Other
EUTHANASIA	6,483	2,174	312
ADOPTION	1,770	5,347	244
EXCHANGE	10	7	0
INJURED	0	1	0
RTO	48	1,277	8
TOO YOUNG	0	1	0
UPPER RESP	0	1	0
WILDLIFE	0	0	28
	8,311	8,808	592

County of Los Angeles Animal Care and Control Animal Live Release and Euthanasia Rates

Fiscal Year: 2013-2014 - Carson

[Return to the Table of Contents](#)

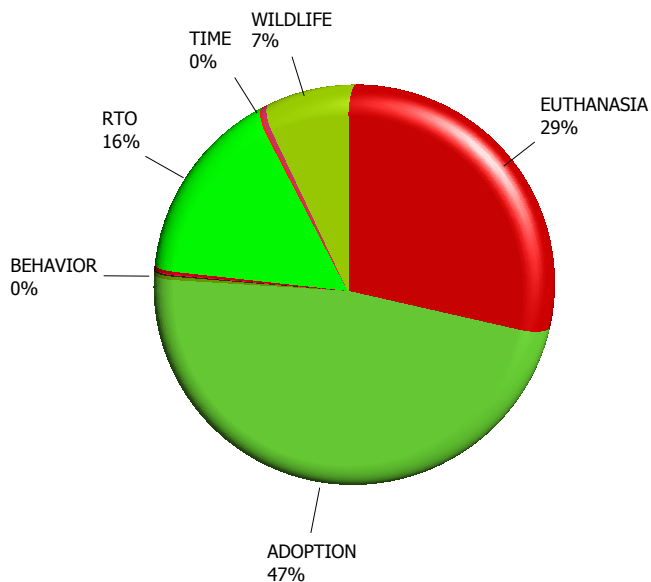


	Cat	Dog	Other
EUTHANASIA	3,684	2,780	261
ADOPTION	1,889	4,477	117
DEAD	1	0	0
EXCHANGE	2	14	0
FERAL	1	0	0
INJURED	0	0	1
RTO	46	758	2
SPACE	4	15	1
TOO YOUNG	6	0	0
WILDLIFE	0	0	23
	5,633	8,044	405

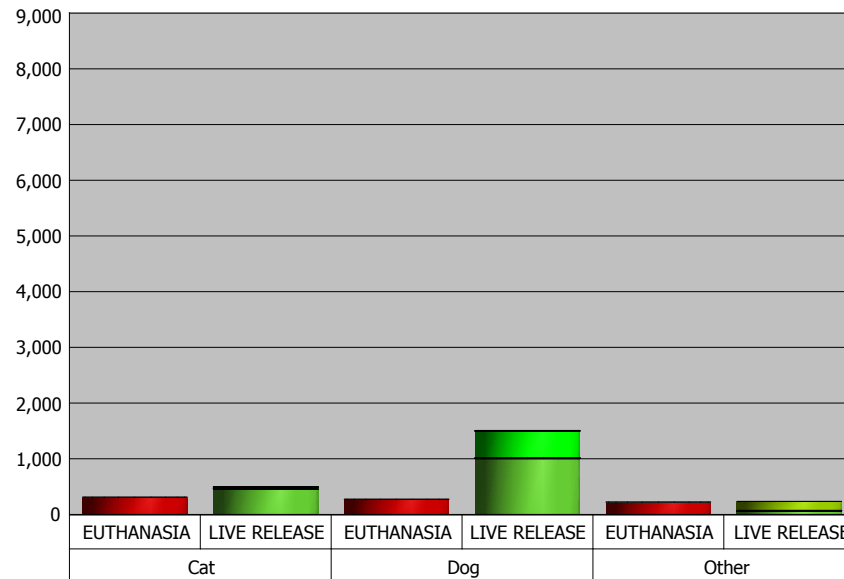
County of Los Angeles Animal Care and Control Animal Live Release and Euthanasia Rates

Fiscal Year: 2013-2014 - Castaic

[Return to the Table of Contents](#)



- EUTHANASIA
- ADOPTION
- BEHAVIOR
- DEAD
- DISTEMPER
- EXCHANGE
- FERAL
- INJURED
- OTHER MED
- PARVO
- RTO
- SKIN COND
- SPACE
- TIME
- TOO YOUNG
- UPPER RESP
- UTK
- WILDLIFE

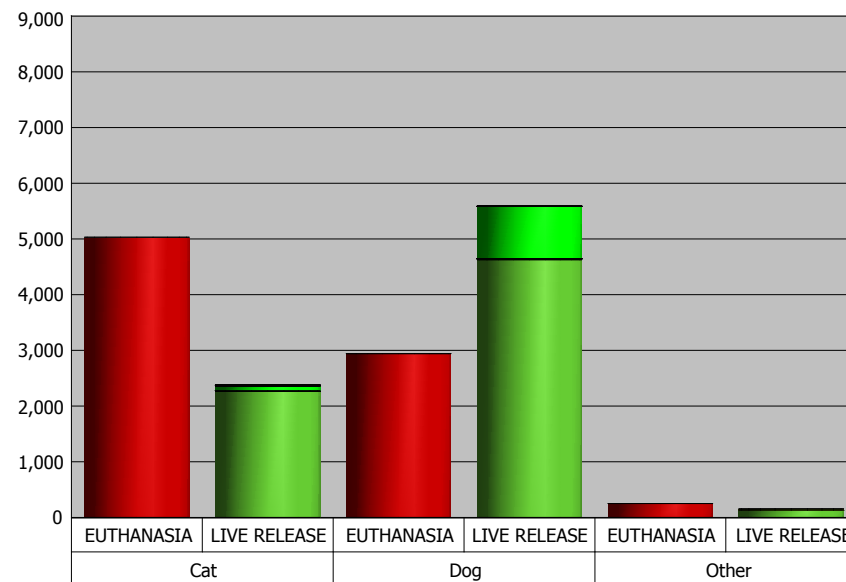
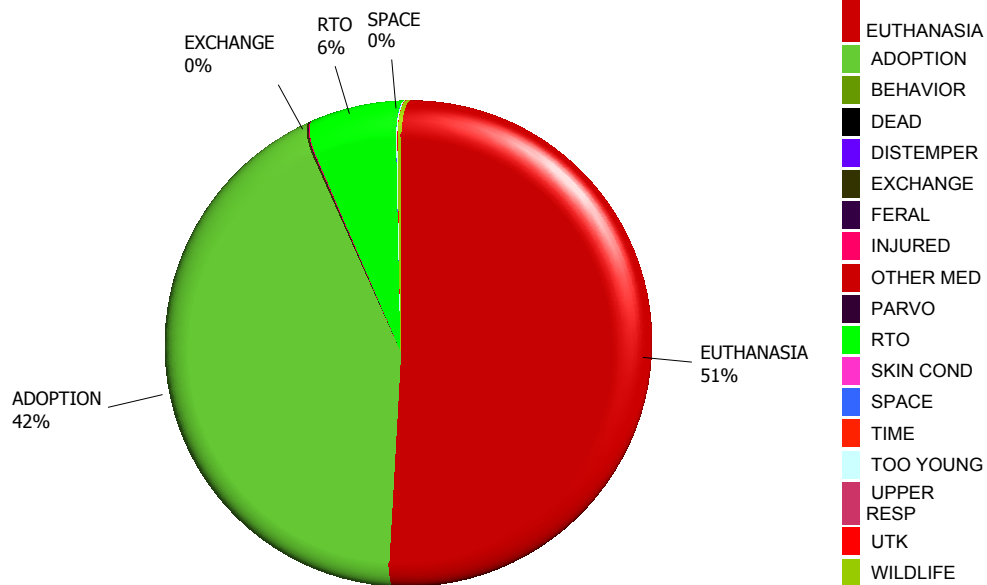


	Cat	Dog	Other
EUTHANASIA	310	273	222
ADOPTION	454	1,002	65
BEHAVIOR	3	7	0
EXCHANGE	2	1	0
FERAL	1	0	0
INJURED	0	1	0
OTHER MED	4	5	0
RTO	24	479	8
TIME	0	6	0
UPPER RESP	7	6	0
WILDLIFE	1	1	161
	806	1,781	456

County of Los Angeles Animal Care and Control Animal Live Release and Euthanasia Rates

Fiscal Year: 2013-2014 - Downey

[Return to the Table of Contents](#)

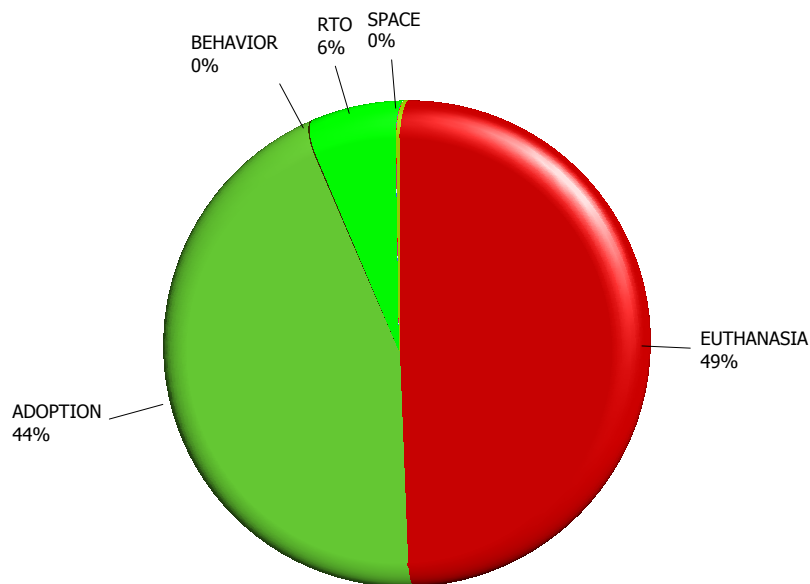


	Cat	Dog	Other
EUTHANASIA	5,031	2,941	250
ADOPTION	2,270	4,629	129
EXCHANGE	4	19	0
FERAL	0	0	3
INJURED	0	0	1
OTHER MED	0	1	0
RTO	88	935	0
SPACE	0	1	0
TOO YOUNG	14	1	0
UTK	0	3	0
WILDLIFE	0	0	22
	7,407	8,530	405

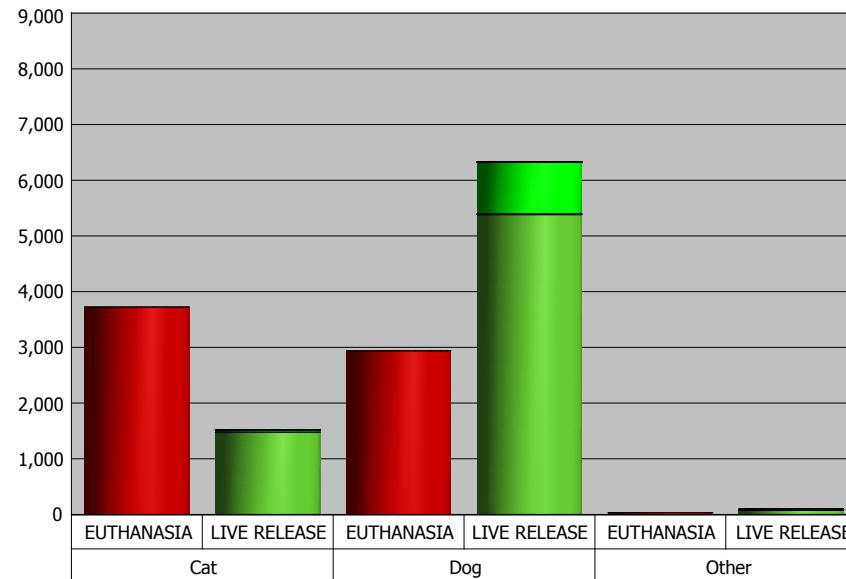
County of Los Angeles Animal Care and Control Animal Live Release and Euthanasia Rates

Fiscal Year: 2013-2014 - Lancaster

[Return to the Table of Contents](#)



- EUTHANASIA
- ADOPTION
- BEHAVIOR
- DEAD
- DISTEMPER
- EXCHANGE
- FERAL
- INJURED
- OTHER MED
- PARVO
- RTO
- SKIN COND
- SPACE
- TIME
- TOO YOUNG
- UPPER RESP
- UTK
- WILDLIFE

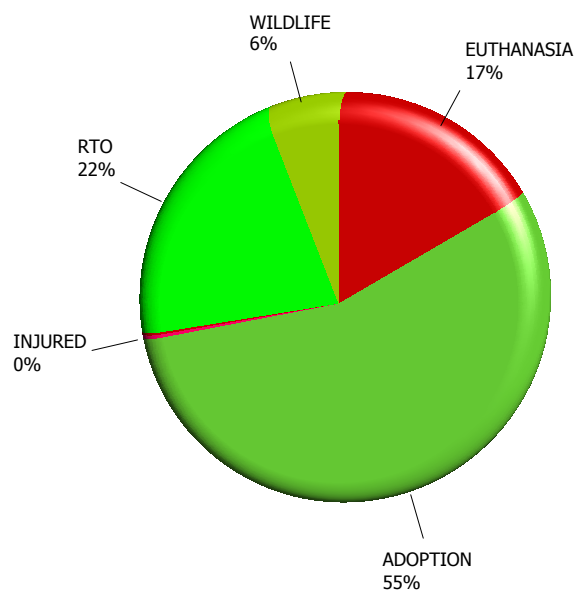


	Cat	Dog	Other
EUTHANASIA	3,725	2,938	34
ADOPTION	1,472	5,384	83
BEHAVIOR	0	1	0
EXCHANGE	5	10	0
RTO	41	926	4
SPACE	0	1	0
TOO YOUNG	1	0	0
UPPER RESP	0	5	0
UTK	0	1	0
WILDLIFE	0	0	16
	5,244	9,266	137

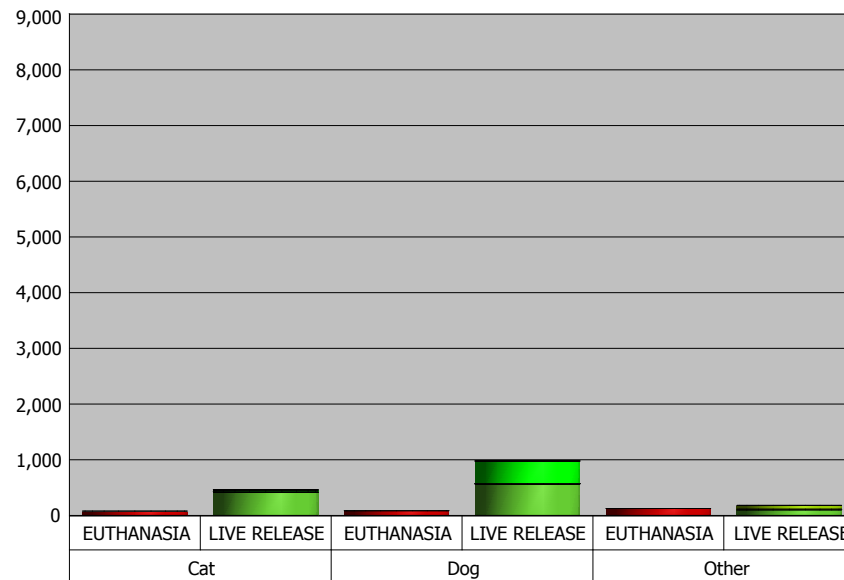
County of Los Angeles Animal Care and Control Animal Live Release and Euthanasia Rates

Fiscal Year: 2012-2013 - Agoura

[Return to the Table of Contents](#)



- EUTHANASIA
- ADOPTION
- BEHAVIOR
- DEAD
- DISTEMPER
- EXCHANGE
- FERAL
- INJURED
- OTHER MED
- PARVO
- RTO
- SKIN COND
- SPACE
- TIME
- TOO YOUNG
- UPPER RESP
- UTK
- WILDLIFE

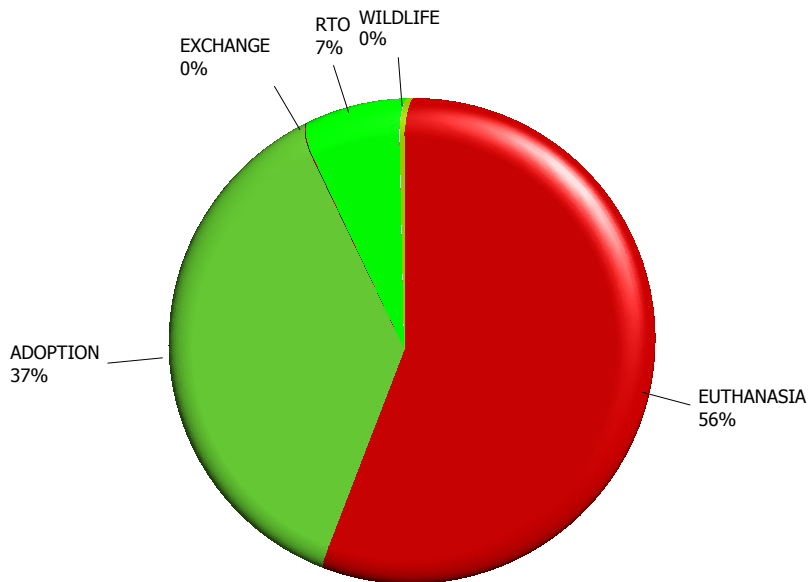


	Cat	Dog	Other
EUTHANASIA	78	85	125
ADOPTION	422	568	104
INJURED	0	1	2
OTHER MED	1	0	2
RTO	36	409	4
WILDLIFE	0	1	69
TOTAL	537	1,064	306

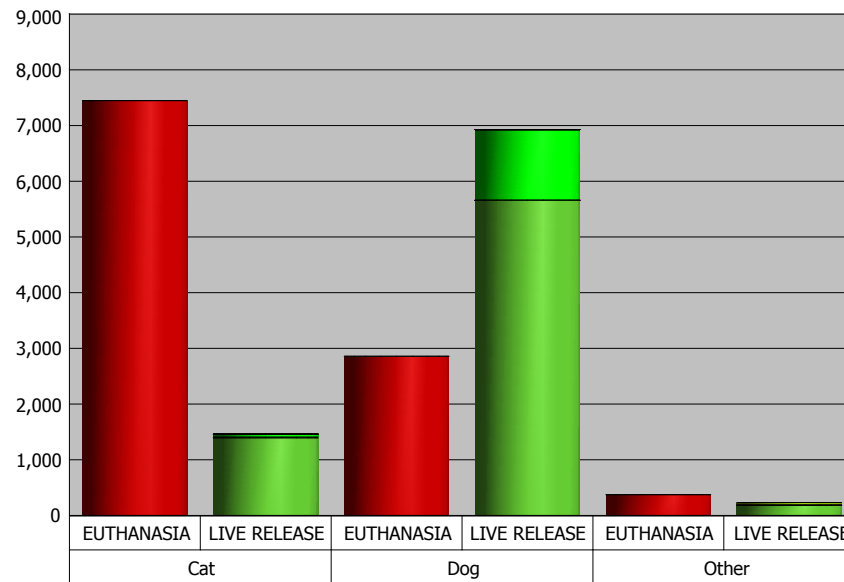
County of Los Angeles Animal Care and Control Animal Live Release and Euthanasia Rates

Fiscal Year: 2012-2013 - Baldwin Park

[Return to the Table of Contents](#)



- EUTHANASIA
- ADOPTION
- BEHAVIOR
- DEAD
- DISTEMPER
- EXCHANGE
- FERAL
- INJURED
- OTHER MED
- PARVO
- RTO
- SKIN COND
- SPACE
- TIME
- TOO YOUNG
- UPPER RESP
- UTK
- WILDLIFE

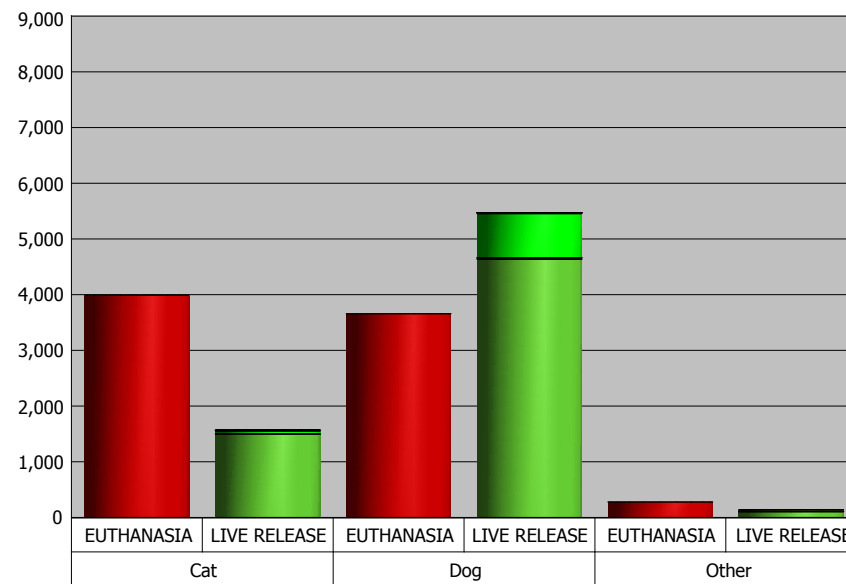
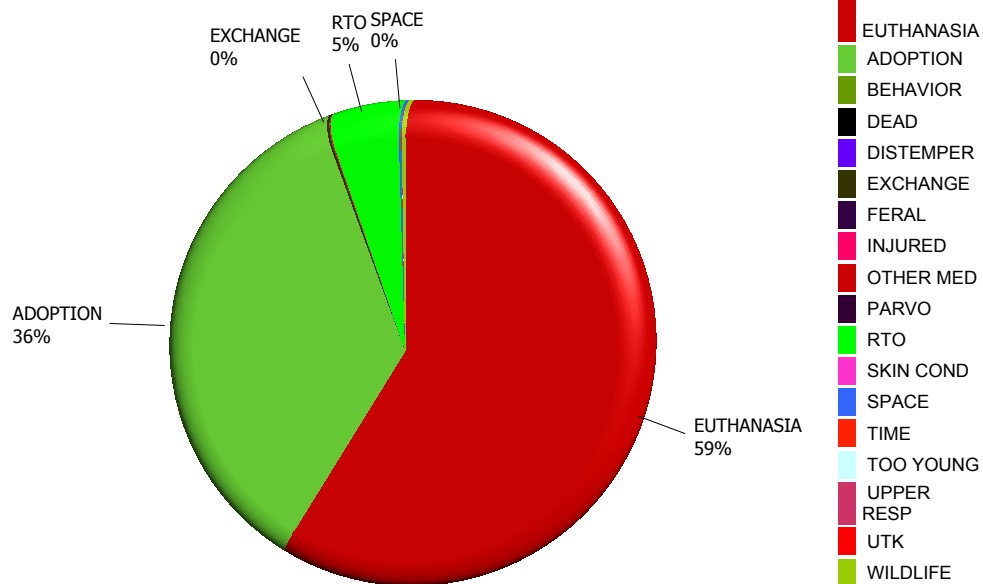


	Cat	Dog	Other
EUTHANASIA	7,448	2,858	373
ADOPTION	1,397	5,655	188
EXCHANGE	8	5	0
INJURED	0	1	0
RTO	50	1,266	1
SKIN COND	0	1	0
TOO YOUNG	5	0	0
WILDLIFE	0	0	43
	8,908	9,786	605

County of Los Angeles Animal Care and Control Animal Live Release and Euthanasia Rates

Fiscal Year: 2012-2013 - Carson

[Return to the Table of Contents](#)

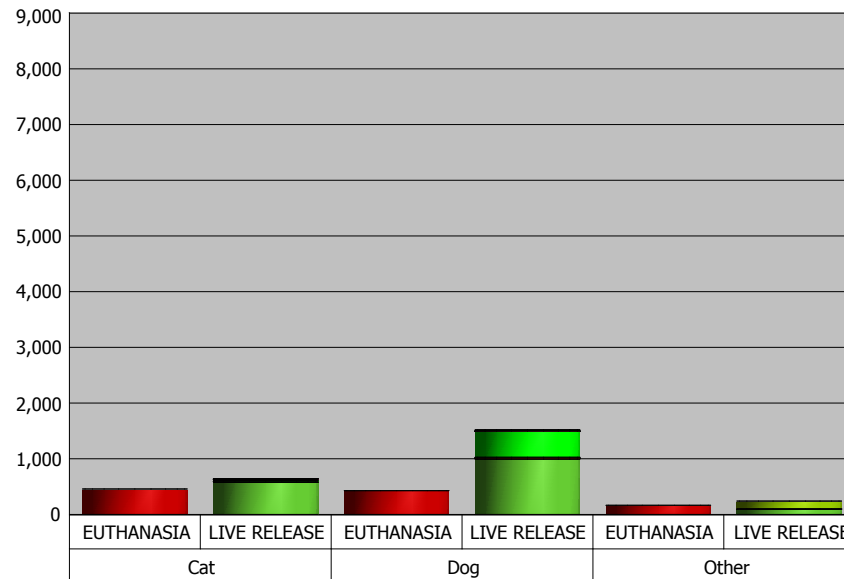
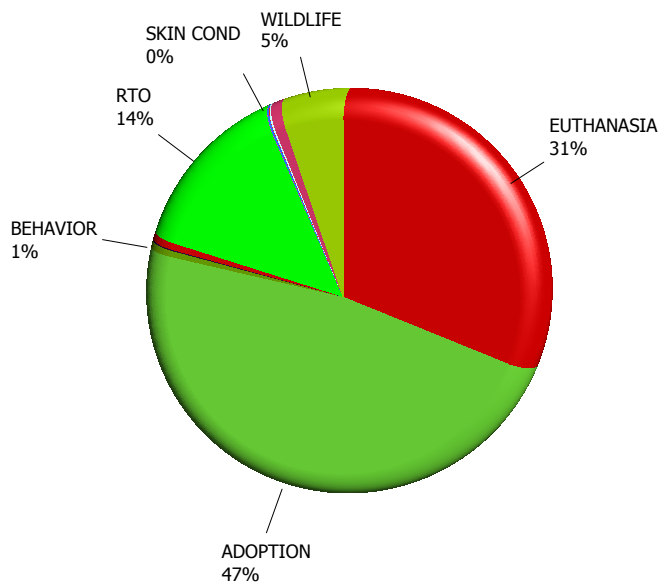


	Cat	Dog	Other
EUTHANASIA	3,990	3,657	278
ADOPTION	1,497	4,638	106
EXCHANGE	7	23	0
INJURED	1	0	0
RTO	50	794	10
SPACE	8	15	1
TIME	1	2	0
TOO YOUNG	1	0	0
UPPER RESP	0	2	0
WILDLIFE	0	0	25
TOTAL	5,555	9,131	420

County of Los Angeles Animal Care and Control Animal Live Release and Euthanasia Rates

Fiscal Year: 2012-2013 - Castaic

[Return to the Table of Contents](#)

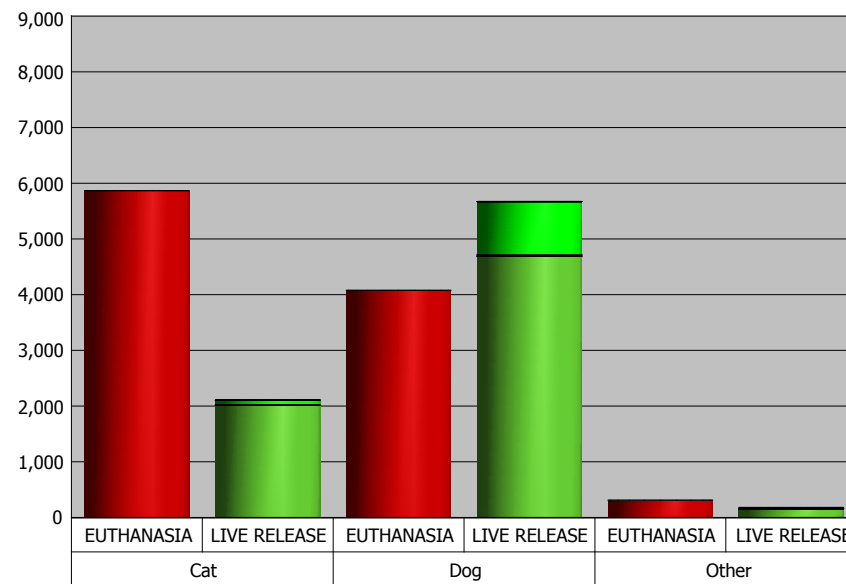
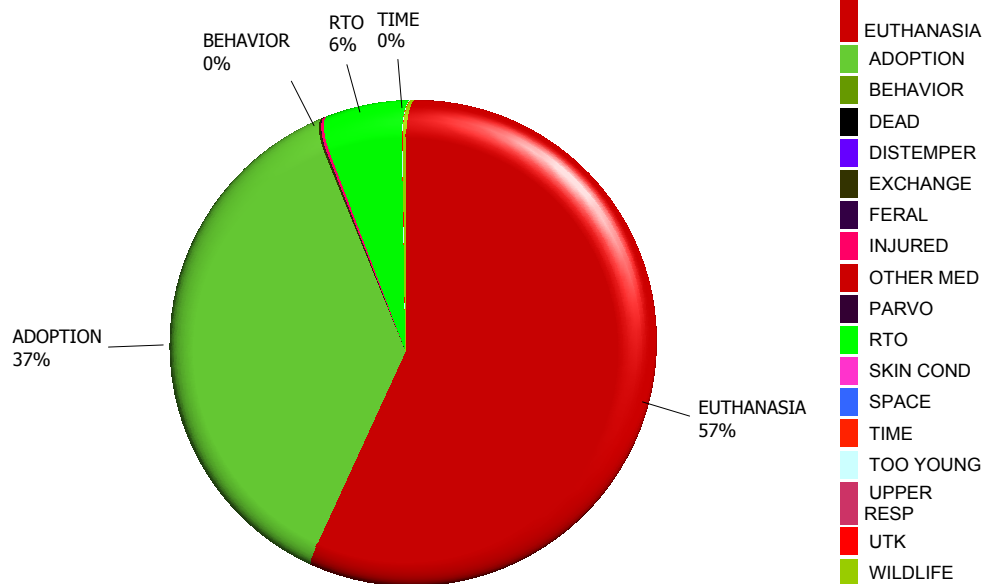


	Cat	Dog	Other
EUTHANASIA	457	427	165
ADOPTION	582	996	97
BEHAVIOR	4	16	0
EXCHANGE	0	1	0
FERAL	3	0	0
OTHER MED	7	14	1
RTO	26	466	2
SKIN COND	0	1	0
SPACE	4	2	0
TIME	0	1	0
TOO YOUNG	0	0	3
UPPER RESP	17	17	0
WILDLIFE	0	0	137
	1,100	1,941	405

County of Los Angeles Animal Care and Control Animal Live Release and Euthanasia Rates

Fiscal Year: 2012-2013 - Downey

[Return to the Table of Contents](#)

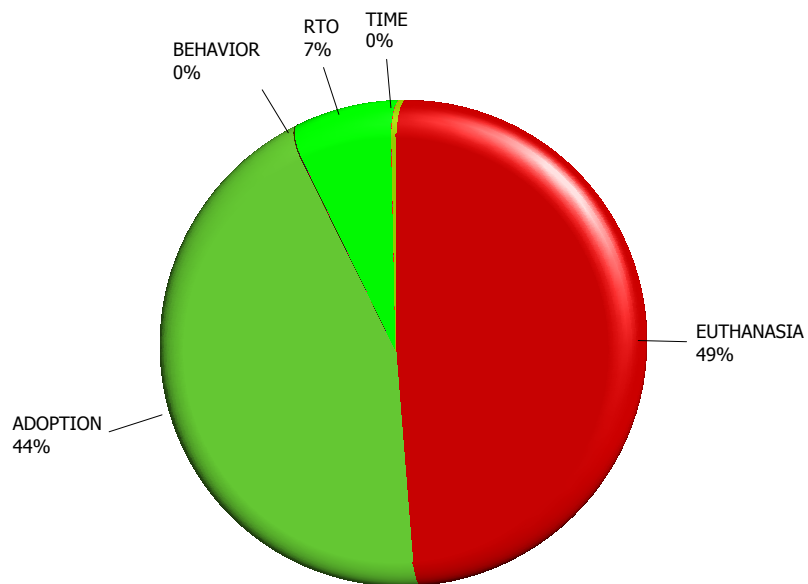


	Cat	Dog	Other
EUTHANASIA	5,867	4,078	310
ADOPTION	2,017	4,689	158
BEHAVIOR	0	1	0
EXCHANGE	4	23	0
FERAL	5	0	0
RTO	74	957	1
TIME	0	1	0
TOO YOUNG	5	0	1
UTK	0	2	1
WILDLIFE	0	0	19
	7,972	9,751	490

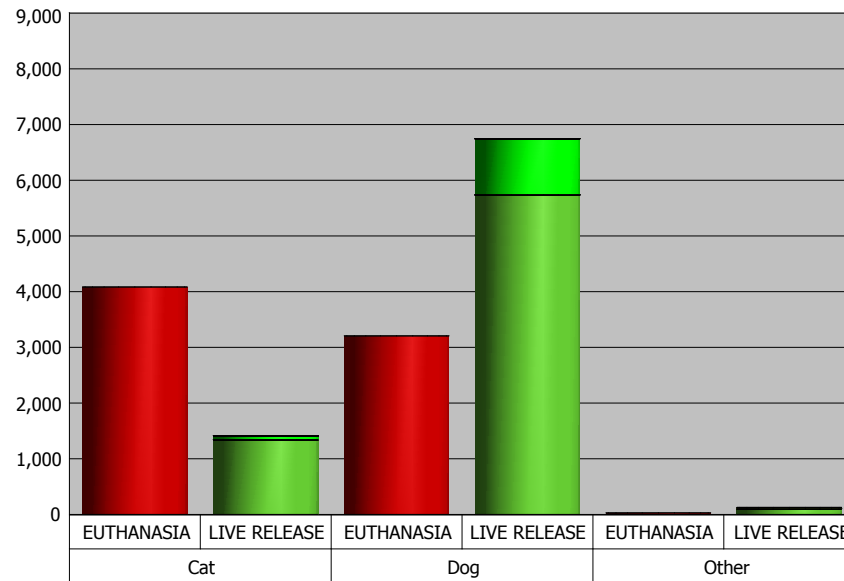
County of Los Angeles Animal Care and Control Animal Live Release and Euthanasia Rates

Fiscal Year: 2012-2013 - Lancaster

[Return to the Table of Contents](#)



- EUTHANASIA
- ADOPTION
- BEHAVIOR
- DEAD
- DISTEMPER
- EXCHANGE
- FERAL
- INJURED
- OTHER MED
- PARVO
- RTO
- SKIN COND
- SPACE
- TIME
- TOO YOUNG
- UPPER RESP
- UTK
- WILDLIFE

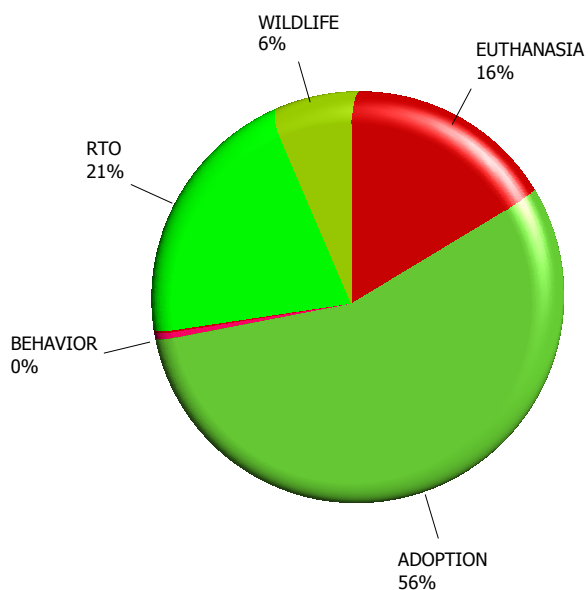


	Cat	Dog	Other
EUTHANASIA	4,084	3,206	28
ADOPTION	1,338	5,729	103
EXCHANGE	4	10	0
FERAL	0	0	1
INJURED	0	1	0
RTO	67	1,004	5
TIME	0	0	3
UPPER RESP	0	1	0
UTK	0	1	0
WILDLIFE	0	0	15
	5,493	9,952	155

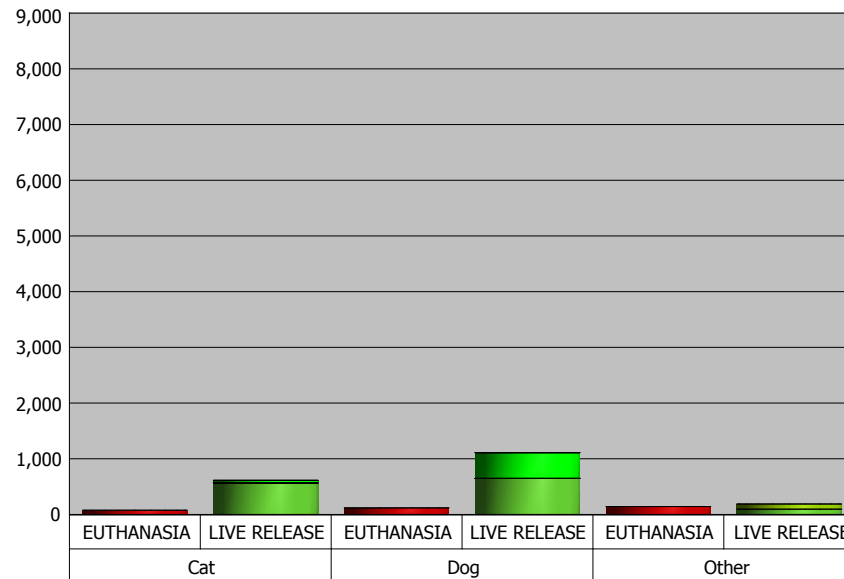
County of Los Angeles Animal Care and Control Animal Live Release and Euthanasia Rates

Fiscal Year: 2011-2012 - Agoura

[Return to the Table of Contents](#)



- EUTHANASIA
- ADOPTION
- BEHAVIOR
- DEAD
- DISTEMPER
- EXCHANGE
- FERAL
- INJURED
- OTHER MED
- PARVO
- RTO
- SKIN COND
- SPACE
- TIME
- TOO YOUNG
- UPPER RESP
- UTK
- WILDLIFE

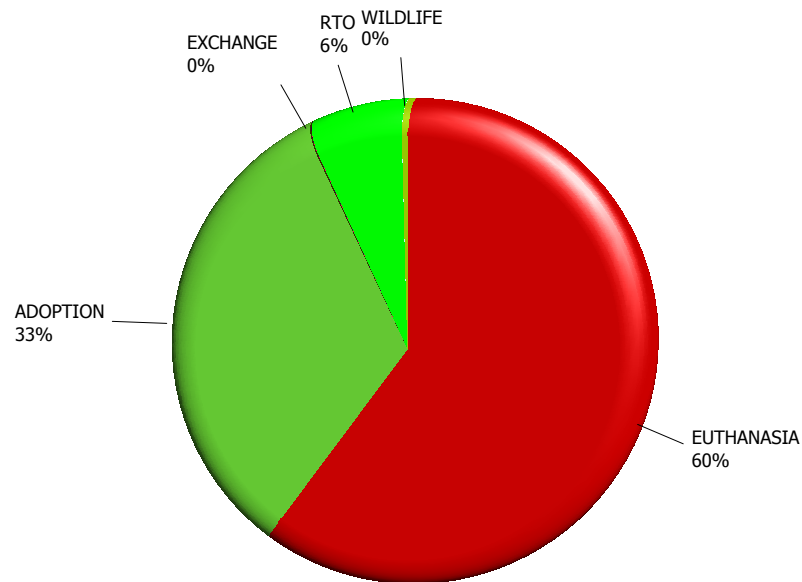


	Cat	Dog	Other
EUTHANASIA	76	118	142
ADOPTION	567	648	91
BEHAVIOR	1	0	0
INJURED	1	1	2
RTO	42	461	2
WILDLIFE	0	0	93
	687	1,228	330

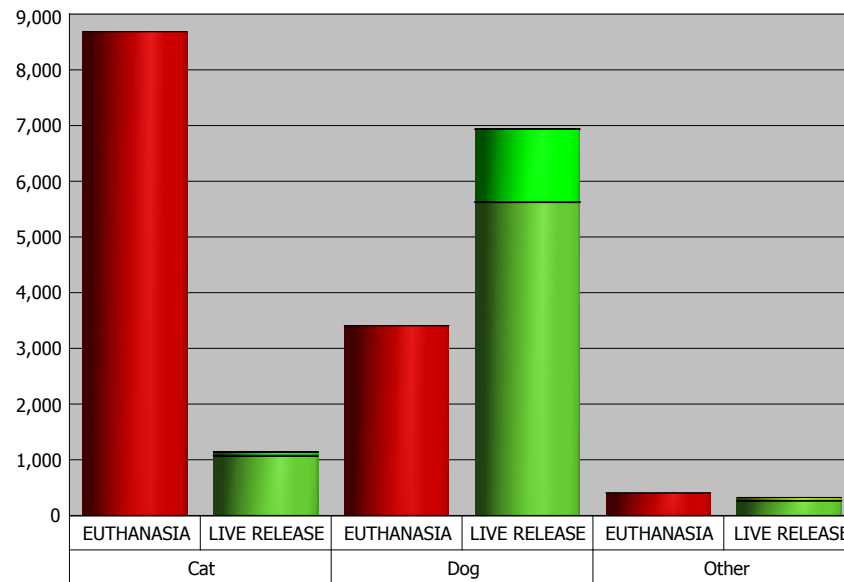
County of Los Angeles Animal Care and Control Animal Live Release and Euthanasia Rates

Fiscal Year: 2011-2012 - Baldwin Park

[Return to the Table of Contents](#)



- EUTHANASIA
- ADOPTION
- BEHAVIOR
- DEAD
- DISTEMPER
- EXCHANGE
- FERAL
- INJURED
- OTHER MED
- PARVO
- RTO
- SKIN COND
- SPACE
- TIME
- TOO YOUNG
- UPPER RESP
- UTK
- WILDLIFE

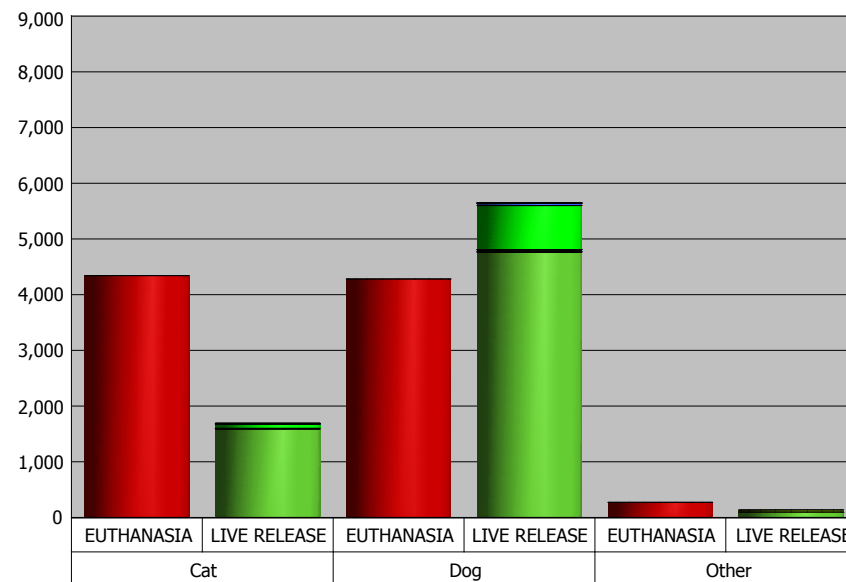
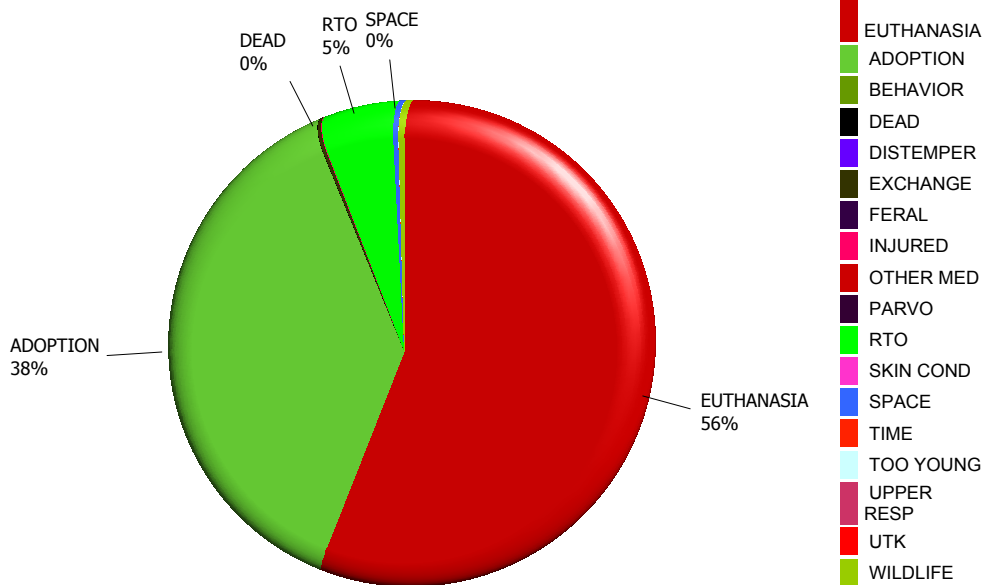


	Cat	Dog	Other
EUTHANASIA	8,686	3,407	405
ADOPTION	1,068	5,618	267
EXCHANGE	10	10	0
FERAL	1	0	1
INJURED	0	1	0
RTO	63	1,305	0
TOO YOUNG	0	1	0
WILDLIFE	0	0	55
TOTAL	9,828	10,342	728

County of Los Angeles Animal Care and Control Animal Live Release and Euthanasia Rates

Fiscal Year: 2011-2012 - Carson

[Return to the Table of Contents](#)

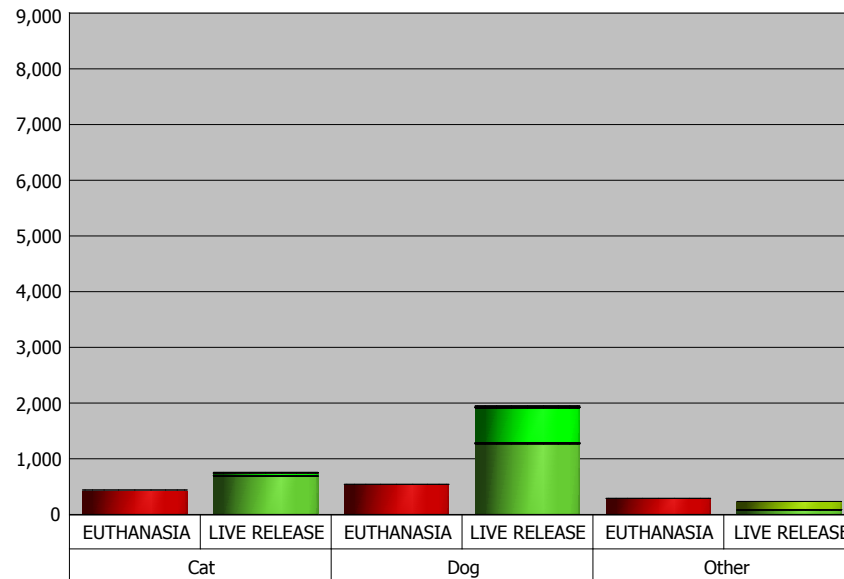
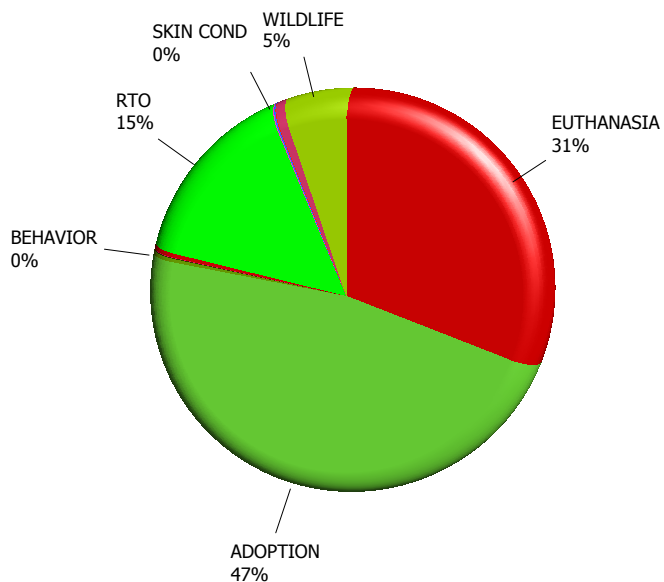


	Cat	Dog	Other
EUTHANASIA	4,342	4,282	272
ADOPTION	1,593	4,766	95
DEAD	0	4	0
EXCHANGE	7	36	0
INJURED	0	2	0
RTO	73	792	1
SPACE	14	44	1
TIME	0	1	0
TOO YOUNG	2	0	0
WILDLIFE	0	0	39
	6,031	9,927	408

County of Los Angeles Animal Care and Control Animal Live Release and Euthanasia Rates

Fiscal Year: 2011-2012 - Castaic

[Return to the Table of Contents](#)

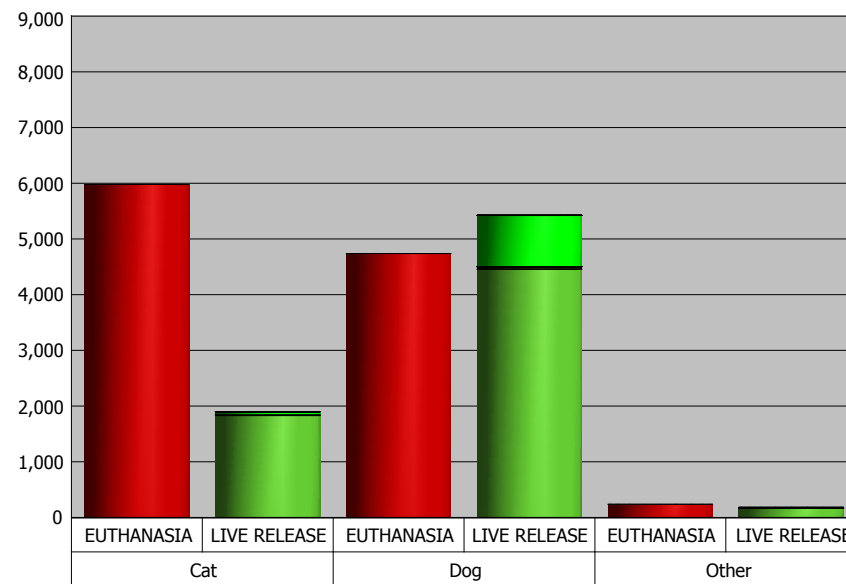
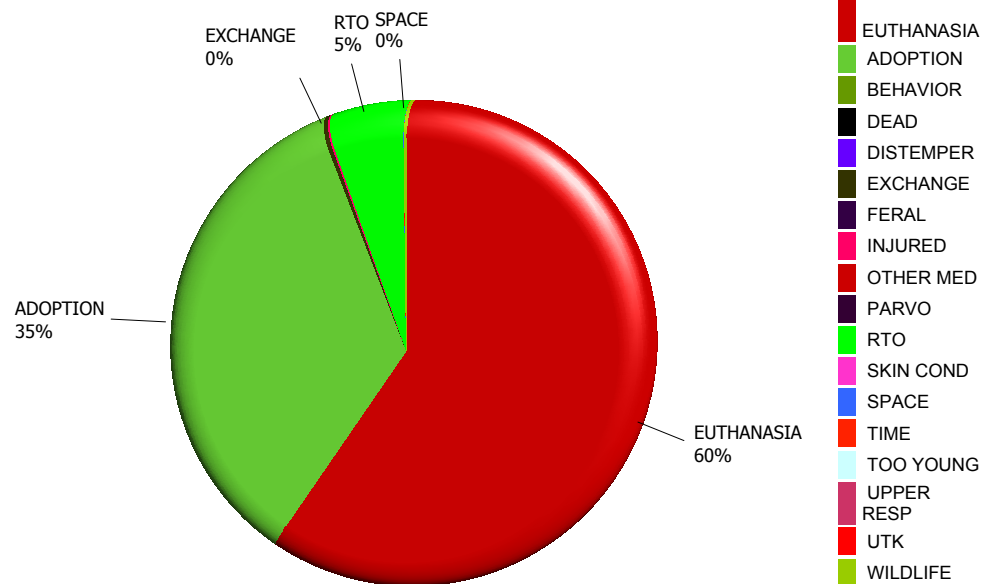


	Cat	Dog	Other
EUTHANASIA	439	541	289
ADOPTION	690	1,267	84
BEHAVIOR	4	7	3
EXCHANGE	1	2	0
OTHER MED	1	15	0
RTO	39	625	2
SKIN COND	3	1	0
SPACE	3	2	0
TIME	2	1	0
UPPER RESP	11	24	0
WILDLIFE	0	0	144
	1,193	2,485	522

County of Los Angeles Animal Care and Control Animal Live Release and Euthanasia Rates

Fiscal Year: 2011-2012 - Downey

[Return to the Table of Contents](#)

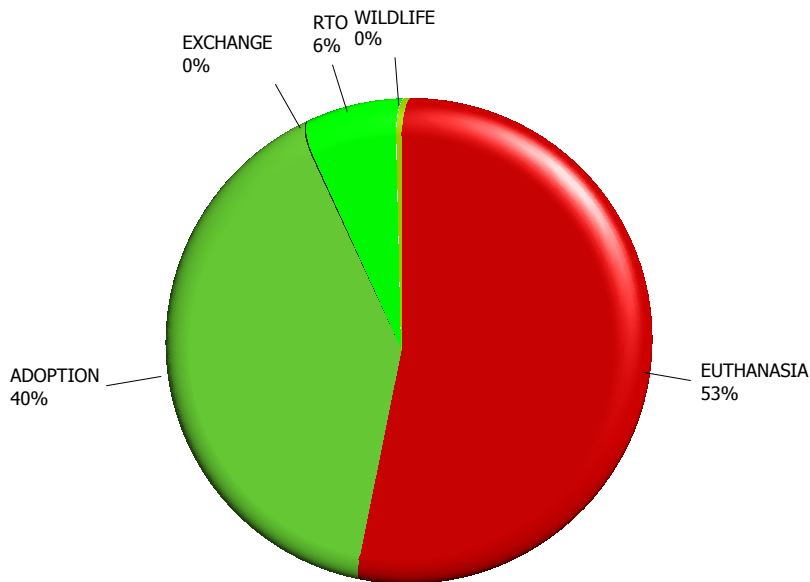


	Cat	Dog	Other
EUTHANASIA	5,978	4,738	237
ADOPTION	1,830	4,457	164
EXCHANGE	10	45	1
FERAL	0	0	1
INJURED	1	0	0
RTO	58	919	3
SPACE	0	1	1
TIME	0	2	0
UTK	0	1	0
WILDLIFE	0	0	14
	7,877	10,163	421

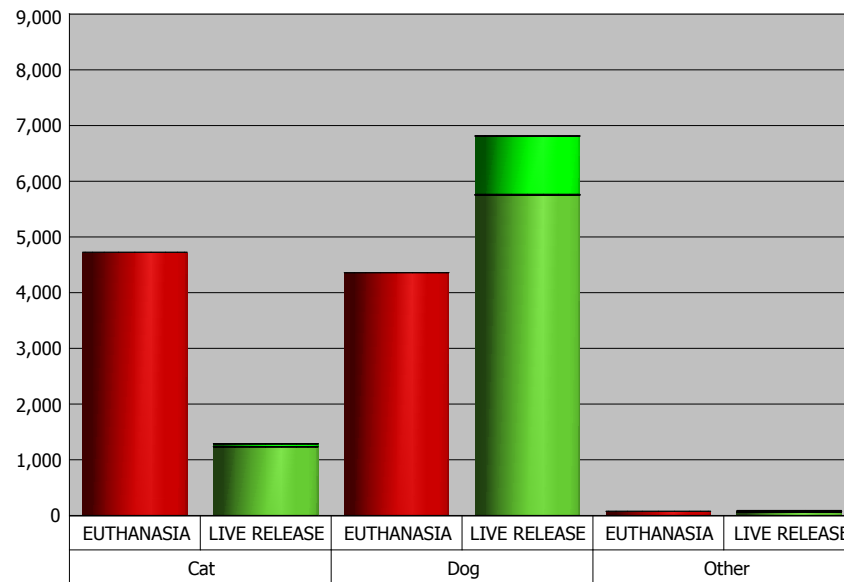
County of Los Angeles Animal Care and Control Animal Live Release and Euthanasia Rates

Fiscal Year: 2011-2012 - Lancaster

[Return to the Table of Contents](#)



- EUTHANASIA
- ADOPTION
- BEHAVIOR
- DEAD
- DISTEMPER
- EXCHANGE
- FERAL
- INJURED
- OTHER MED
- PARVO
- RTO
- SKIN COND
- SPACE
- TIME
- TOO YOUNG
- UPPER RESP
- UTK
- WILDLIFE



	Cat	Dog	Other
EUTHANASIA	4,725	4,358	75
ADOPTION	1,235	5,746	65
EXCHANGE	1	18	0
OTHER MED	0	1	0
RTO	51	1,047	6
WILDLIFE	0	0	19
	6,012	11,170	165