



Digital Commons@

Loyola Marymount University
LMU Loyola Law School

Data Briefs

StudyLA

2020

Homelessness Data Brief

Brianne Gilbert

Fernando J. Guerra

Max Dunsker

Mariya Vizireanu

Follow this and additional works at: <https://digitalcommons.lmu.edu/studyla-databriefs>

Recommended Citation

Gilbert, Brianne; Guerra, Fernando J.; Dunsker, Max; and Vizireanu, Mariya, "Homelessness Data Brief" (2020). *Data Briefs*. 11.

<https://digitalcommons.lmu.edu/studyla-databriefs/11>

This Book is brought to you for free and open access by the StudyLA at Digital Commons @ Loyola Marymount University and Loyola Law School. It has been accepted for inclusion in Data Briefs by an authorized administrator of Digital Commons@Loyola Marymount University and Loyola Law School. For more information, please contact digitalcommons@lmu.edu.

Loyola Marymount University

HOMELESSNESS DATA BRIEF

2020 LOS ANGELES PUBLIC OPINION SURVEY REPORT



FERNANDO GUERRA
BRIANNE GILBERT
MAX DUNSKER
MARIYA VIZIREANU

Thomas and Dorothy Leavey Center for the Study of Los Angeles (StudyLA)

University Hall
1 LMU Drive, Suite 4119
Los Angeles, CA 90045

310.338.4565
LMU.edu/studyLA
[@LMUstudyLA](https://twitter.com/LMUstudyLA)



LMU
Loyola Marymount University

ABOUT US

LOYOLA MARYMOUNT UNIVERSITY

LMU is a private Catholic university with 6,250 undergraduates, 2,150 graduate students and 1,100 law students from diverse backgrounds and many perspectives. Our seven colleges and schools boast best-in-the-nation programs in film and television, business, education and more. Our stunning campus in West Los Angeles is a sun-soaked oasis overlooking the Pacific coast and a model of sustainability. We're rooted in the heart of Los Angeles, a global capital for arts and entertainment, innovation and technology, business and entrepreneurship. Our mission is grounded in a centuries-old Jesuit educational tradition that produces extraordinary men and women dedicated to service and social justice. We're proud of more than 92,000 LMU alumni whose professional achievements are matched by a deep commitment to improving the lives of others. For more LMU news and events, please visit www.lmu.edu/news.

The Thomas and Dorothy Leavey Center for the Study of Los Angeles (StudyLA) at Loyola Marymount University is one of the leading undergraduate research centers in the nation. We are a respected leader in public opinion surveys, exit polling, and leadership and community studies. Founded in 1996, StudyLA conducts groundbreaking research through its LA Votes exit poll project, LA Riots Anniversary Studies, and LA Public Opinion and Leaders Surveys. We provide rigorous, mentored research experiences for undergraduate students at Loyola Marymount University with an emphasis on hands-on field research. As the preamble to the LMU mission states, "We benefit from our location in Los Angeles, a dynamic city that brings into sharp focus the issues of our time and provides an ideal context for study, research, creative work, and active engagement. We invite men and women diverse in talents, interests, and cultural backgrounds to enrich our educational community." StudyLA brings this mission alive, taking pride in our work's emphasis on understanding and communicating the issues of our time.

For more information about the results or methodology from this or other datasets from the Center for the Study of Los Angeles, please contact Brianne Gilbert, Associate Director, at brianne.gilbert@lmu.edu.

Loyola Marymount University
1 LMU Drive, Suite 4119
Los Angeles, CA 90045

T: 310.338.4565
lmu.edu/studyLA
[@LMUstudyLA](https://twitter.com/LMUstudyLA)

ABOUT THIS STUDY

The annual Los Angeles Public Opinion Survey conducted by StudyLA involved 20-minute telephone sessions and online surveys with more than 2,000 adults (1,200 phone and 800 online) living in Los Angeles County. Respondents were asked about quality-of-life perceptions, personal economic wellbeing, economic concerns, overall life satisfaction, and various civic issues. The margin of error is $\pm 3.0\%$ for the entire sample.

RECOMMENDED CITATION

Guerra, Fernando J., Gilbert, Brianne, Dunsker, Max, & Vizireanu, Mariya (2020). Homelessness Data Brief: 2020 Los Angeles Public Opinion Survey Report. Thomas and Dorothy Leavey Center for the Study of Los Angeles, Loyola Marymount University, Los Angeles, California.

ABOUT THIS REPORT

This report presents the data from three questions on homelessness which were asked on the 2020 Los Angeles Public Opinion Survey, gauging LA County residents' opinions on the root cause of homelessness and ways to address the homelessness crisis in LA. The following report contains two parts: (1) topline for all questions, and (2) answers crossed by all major respondent demographics.

QUESTION(S) INCLUDED IN THIS REPORT

To help those experiencing homelessness, with which statement do you most agree: existing funds are best spent on building short-term shelters that would get people off the streets as quickly as possible OR existing funds are better spent on long-term housing that would take longer to build? Short-term housing/Long-term housing

With which statement do you most agree: most people who are experiencing homelessness in LA are violent, mentally ill, or drug addicted OR most people who are experiencing homelessness in LA are victims of a lack of economic, social, or medical infrastructure? Violent, mentally ill, or drug addicted/Victims of a lack of infrastructure

Do you agree or disagree with the following statement: declaring a local homelessness state of emergency and giving the mayor full power to site homeless housing is necessary to solve the LA homelessness crisis? Strongly agree/Somewhat agree/Somewhat disagree/Strongly disagree

Nearly Two Out of Three African Americans Believe Homelessness Is a Result of a Lack of Economic, Social, or Medical Infrastructures

June 2020

Highlights

- Over half of residents believe existing funds are best spent on short-term shelters (58%).
- Over half of residents agree that most people who are experiencing homelessness are victims of a lack of economic, social, or medical infrastructures (57%).
- More African Americans (65%) believe people who are experiencing homelessness are victims of a lack of economic, social, or medical infrastructure compared to whites (61%), Latinas/os (54%), or Asians (51%).
- Three out of four residents (78%) agree that declaring a local homelessness state of emergency and giving the mayor full power to site homeless housing is necessary to solve the homelessness crisis.
- By race, Latinas/os (83%) and African Americans (77%) are more likely to agree than whites (75%) and Asians (72%).
- By homeownership, renters (82%) are more likely to agree than home owners (75%).

About this Research

StudyLA's Los Angeles Public Opinion Survey is the largest general social survey of any metropolitan area in urban America.

These questions are from the 2020 Los Angeles Public Opinion Survey of over 2,000 adult Los Angeles County residents conducted by the Thomas and Dorothy Leavey Center for the Study of Los Angeles (StudyLA) in January and early February 2020. The survey comprised 20-minute telephone sessions and online surveys. Residents were asked about quality-of-life perceptions, personal economic wellbeing, economic concerns, overall life satisfaction, and various topical issues.

The margin of error is $\pm 3.0\%$ for the entire sample of 2,002 adult residents.

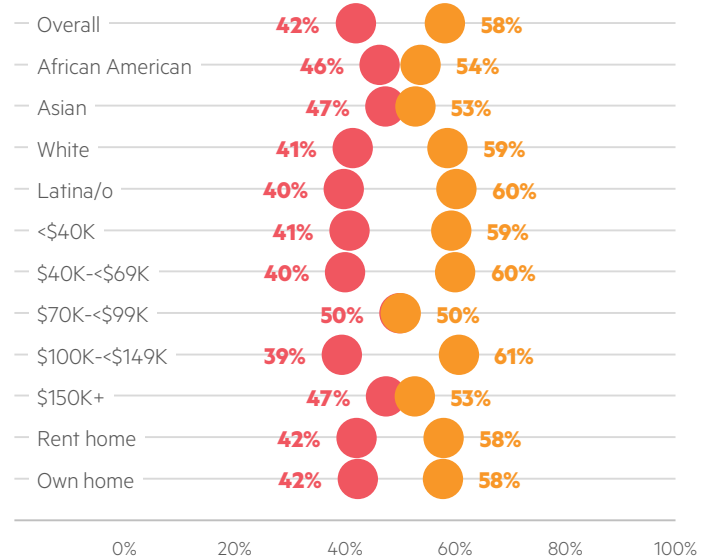
Full report available at [LMU.edu/studyLA](https://lmu.edu/studyLA).

For more information: please contact Brianne Gilbert, Associate Director by email at brianne.gilbert@lmu.edu.

To help those experiencing homelessness, with which statement do you most agree:

Existing funds are better spent on long-term housing that would take longer to build.

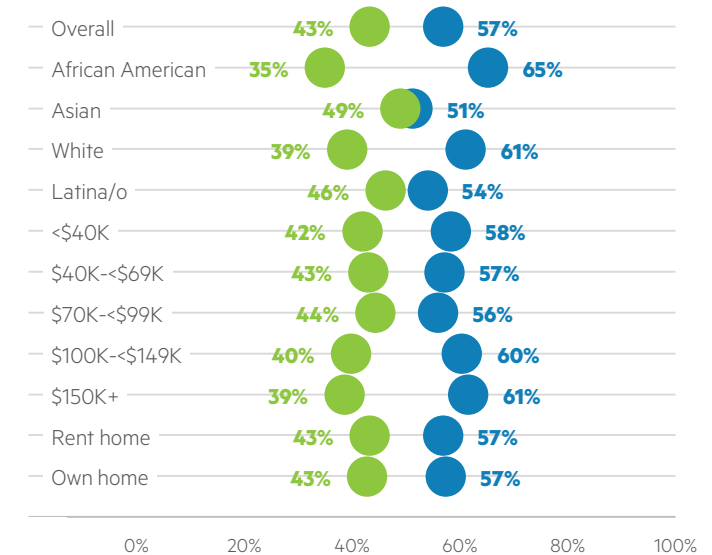
Existing funds are best spent on building short-term shelters that would get people off the streets as quickly as possible.



With which statement do you most agree:

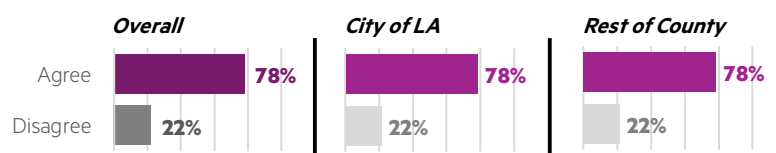
Most people who are experiencing homelessness in LA are violent, mentally ill, or drug addicted.

Most people who are experiencing homelessness in LA are victims of a lack of economic, social, or medical infrastructure.



Do you agree or disagree with the following statement:

Declaring a local homelessness state of emergency and giving the mayor full power to site homeless housing is necessary to solve the LA homelessness crisis.



TOPLINES

To help those experiencing homelessness, with which statement do you most agree: existing funds are best spent on building short-term shelters that would get people off the streets as quickly as possible OR existing funds are better spent on long-term housing that would take longer to build?

Short-term shelters	58.1
Long-term housing	41.9

Source: Thomas and Dorothy Leavey Center for the Study of Los Angeles, Loyola Marymount University. 2,002 adult respondents of the 2020 Los Angeles Public Opinion Survey.

With which statement do you most agree: most people who are experiencing homelessness in LA are violent, mentally ill, or drug addicted OR most people who are experiencing homelessness in LA are victims of a lack of economic, social, or medical infrastructure?

Violent, mentally ill, or drug addicted	43.2
Victims of a lack of infrastructure	56.8

Source: Thomas and Dorothy Leavey Center for the Study of Los Angeles, Loyola Marymount University. 2,002 adult respondents of the 2020 Los Angeles Public Opinion Survey.

Do you agree or disagree with the following statement: declaring a local homelessness state of emergency and giving the mayor full power to site homeless housing is necessary to solve the LA homelessness crisis?

Strongly agree	36.1
Somewhat agree	41.9
Somewhat disagree	11.6
Strongly disagree	10.4

Source: Thomas and Dorothy Leavey Center for the Study of Los Angeles, Loyola Marymount University. 2,002 adult respondents of the 2020 Los Angeles Public Opinion Survey.

CROSSTABS

To help those experiencing homelessness, with which statement do you most agree: existing funds are best spent on building short-term shelters that would get people off the streets as quickly as possible OR existing funds are better spent on long-term housing that would take longer to build?

	City of LA	Rest of County
Short-term shelters	60.5	56.4
Long-term housing	39.5	43.6
Total	100.0	100.0

Source: Thomas and Dorothy Leavey Center for the Study of Los Angeles, Loyola Marymount University. 2,002 adult respondents of the 2020 Los Angeles Public Opinion Survey.

To help those experiencing homelessness, with which statement do you most agree: existing funds are best spent on building short-term shelters that would get people off the streets as quickly as possible OR existing funds are better spent on long-term housing that would take longer to build?

	Survey language: English	Survey language: Spanish	Survey language: Chinese	Survey language: Korean
Short-term shelters	54.7	75.7	66.0	59.8
Long-term housing	45.3	24.3	34.0	40.2
Total	100.0	100.0	100.0	100.0

Source: Thomas and Dorothy Leavey Center for the Study of Los Angeles, Loyola Marymount University. 2,002 adult respondents of the 2020 Los Angeles Public Opinion Survey.

To help those experiencing homelessness, with which statement do you most agree: existing funds are best spent on building short-term shelters that would get people off the streets as quickly as possible OR existing funds are better spent on long-term housing that would take longer to build?

	Black	Asian	White	Latino	Other
Short-term shelters	53.7	52.7	58.6	60.2	55.9
Long-term housing	46.3	47.3	41.4	39.8	44.1
Total	100.0	100.0	100.0	100.0	100.0

Source: Thomas and Dorothy Leavey Center for the Study of Los Angeles, Loyola Marymount University. 2,002 adult respondents of the 2020 Los Angeles Public Opinion Survey.

To help those experiencing homelessness, with which statement do you most agree: existing funds are best spent on building short-term shelters that would get people off the streets as quickly as possible OR existing funds are better spent on long-term housing that would take longer to build?

	18-29	30-44	45-64	65+
Short-term shelters	52.0	51.5	61.8	69.1
Long-term housing	48.0	48.5	38.2	30.9
Total	100.0	100.0	100.0	100.0

Source: Thomas and Dorothy Leavey Center for the Study of Los Angeles, Loyola Marymount University. 2,002 adult respondents of the 2020 Los Angeles Public Opinion Survey.

To help those experiencing homelessness, with which statement do you most agree: existing funds are best spent on building short-term shelters that would get people off the streets as quickly as possible OR existing funds are better spent on long-term housing that would take longer to build?

	Rent	Own home
Short-term shelters	57.9	57.7
Long-term housing	42.1	42.3
Total	100.0	100.0

Source: Thomas and Dorothy Leavey Center for the Study of Los Angeles, Loyola Marymount University. 2,002 adult respondents of the 2020 Los Angeles Public Opinion Survey.

To help those experiencing homelessness, with which statement do you most agree: existing funds are best spent on building short-term shelters that would get people off the streets as quickly as possible OR existing funds are better spent on long-term housing that would take longer to build?

	Working full-time	Working part-time	Student	Homemaker	Retired	Self-employed	Not working
Short-term shelters	55.5	59.2	50.4	59.0	66.0	62.3	55.4
Long-term housing	44.5	40.8	49.6	41.0	34.0	37.7	44.6
Total	100.0	100.0	100.0	100.0	100.0	100.0	100.0

Source: Thomas and Dorothy Leavey Center for the Study of Los Angeles, Loyola Marymount University. 2,002 adult respondents of the 2020 Los Angeles Public Opinion Survey.

To help those experiencing homelessness, with which statement do you most agree: existing funds are best spent on building short-term shelters that would get people off the streets as quickly as possible OR existing funds are better spent on long-term housing that would take longer to build?

	Union household	Non-union household
Short-term shelters	58.5	57.6
Long-term housing	41.5	42.4
Total	100.0	100.0

Source: Thomas and Dorothy Leavey Center for the Study of Los Angeles, Loyola Marymount University. 2,002 adult respondents of the 2020 Los Angeles Public Opinion Survey.

To help those experiencing homelessness, with which statement do you most agree: existing funds are best spent on building short-term shelters that would get people off the streets as quickly as possible OR existing funds are better spent on long-term housing that would take longer to build?

	Single	Married/domestic partnership	Divorced/separated/widowed
Short-term shelters	53.1	61.2	61.1
Long-term housing	46.9	38.8	38.9
Total	100.0	100.0	100.0

Source: Thomas and Dorothy Leavey Center for the Study of Los Angeles, Loyola Marymount University. 2,002 adult respondents of the 2020 Los Angeles Public Opinion Survey.

To help those experiencing homelessness, with which statement do you most agree: existing funds are best spent on building short-term shelters that would get people off the streets as quickly as possible OR existing funds are better spent on long-term housing that would take longer to build?

	No children in household	One or more child in household
Short-term shelters	57.6	58.6
Long-term housing	42.4	41.4
Total	100.0	100.0

Source: Thomas and Dorothy Leavey Center for the Study of Los Angeles, Loyola Marymount University. 2,002 adult respondents of the 2020 Los Angeles Public Opinion Survey.

To help those experiencing homelessness, with which statement do you most agree: existing funds are best spent on building short-term shelters that would get people off the streets as quickly as possible OR existing funds are better spent on long-term housing that would take longer to build?

	Liberal	Moderate	Conservative
Short-term shelters	53.7	58.1	63.7
Long-term housing	46.3	41.9	36.3
Total	100.0	100.0	100.0

Source: Thomas and Dorothy Leavey Center for the Study of Los Angeles, Loyola Marymount University. 2,002 adult respondents of the 2020 Los Angeles Public Opinion Survey.

To help those experiencing homelessness, with which statement do you most agree: existing funds are best spent on building short-term shelters that would get people off the streets as quickly as possible OR existing funds are better spent on long-term housing that would take longer to build?

	Registered to vote	Not registered to vote
Short-term shelters	55.9	65.7
Long-term housing	44.1	34.3
Total	100.0	100.0

Source: Thomas and Dorothy Leavey Center for the Study of Los Angeles, Loyola Marymount University. 2,002 adult respondents of the 2020 Los Angeles Public Opinion Survey.

To help those experiencing homelessness, with which statement do you most agree: existing funds are best spent on building short-term shelters that would get people off the streets as quickly as possible OR existing funds are better spent on long-term housing that would take longer to build?

	Less than High School	HS/Tech school graduate	College degree	Graduate degree
Short-term shelters	69.7	59.6	54.6	52.5
Long-term housing	30.3	40.4	45.4	47.5
Total	100.0	100.0	100.0	100.0

Source: Thomas and Dorothy Leavey Center for the Study of Los Angeles, Loyola Marymount University. 2,002 adult respondents of the 2020 Los Angeles Public Opinion Survey.

To help those experiencing homelessness, with which statement do you most agree: existing funds are best spent on building short-term shelters that would get people off the streets as quickly as possible OR existing funds are better spent on long-term housing that would take longer to build?

	<\$40K	\$40K-<\$69K	\$70K-<\$99K	\$100K-<\$149K	\$150K+
Short-term shelters	59.2	60.0	50.1	60.6	52.6
Long-term housing	40.8	40.0	49.9	39.4	47.4
Total	100.0	100.0	100.0	100.0	100.0

Source: Thomas and Dorothy Leavey Center for the Study of Los Angeles, Loyola Marymount University. 2,002 adult respondents of the 2020 Los Angeles Public Opinion Survey.

To help those experiencing homelessness, with which statement do you most agree: existing funds are best spent on building short-term shelters that would get people off the streets as quickly as possible OR existing funds are better spent on long-term housing that would take longer to build?

	Male	Female
Short-term shelters	54.1	62.1
Long-term housing	45.9	37.9
Total	100.0	100.0

Source: Thomas and Dorothy Leavey Center for the Study of Los Angeles, Loyola Marymount University. 2,002 adult respondents of the 2020 Los Angeles Public Opinion Survey.

To help those experiencing homelessness, with which statement do you most agree: existing funds are best spent on building short-term shelters that would get people off the streets as quickly as possible OR existing funds are better spent on long-term housing that would take longer to build?

	5 years or fewer in LA	6 to 15 years in LA	16 to 25 years in LA	26 years or more in LA
Short-term shelters	54.0	53.3	56.8	60.0
Long-term housing	46.0	46.7	43.2	40.0
Total	100.0	100.0	100.0	100.0

Source: Thomas and Dorothy Leavey Center for the Study of Los Angeles, Loyola Marymount University. 2,002 adult respondents of the 2020 Los Angeles Public Opinion Survey.

With which statement do you most agree: most people who are experiencing homelessness in LA are violent, mentally ill, or drug addicted OR most people who are experiencing homelessness in LA are victims of a lack of economic, social, or medical infrastructure?

	City of LA	Rest of County
Violent, mentally ill, or drug addicted	42.5	43.7
Victims of a lack of infrastructure	57.5	56.3
Total	100.0	100.0

Source: Thomas and Dorothy Leavey Center for the Study of Los Angeles, Loyola Marymount University. 2,002 adult respondents of the 2020 Los Angeles Public Opinion Survey.

With which statement do you most agree: most people who are experiencing homelessness in LA are violent, mentally ill, or drug addicted OR most people who are experiencing homelessness in LA are victims of a lack of economic, social, or medical infrastructure?

	Survey language: English	Survey language: Spanish	Survey language: Chinese	Survey language: Korean
Violent, mentally ill, or drug addicted	41.2	48.7	58.9	59.8
Victims of a lack of infrastructure	58.8	51.3	41.1	40.2
Total	100.0	100.0	100.0	100.0

Source: Thomas and Dorothy Leavey Center for the Study of Los Angeles, Loyola Marymount University. 2,002 adult respondents of the 2020 Los Angeles Public Opinion Survey.

With which statement do you most agree: most people who are experiencing homelessness in LA are violent, mentally ill, or drug addicted OR most people who are experiencing homelessness in LA are victims of a lack of economic, social, or medical infrastructure?

	Black	Asian	White	Latino	Other
Violent, mentally ill, or drug addicted	34.9	48.9	39.0	46.1	28.0
Victims of a lack of infrastructure	65.1	51.1	61.0	53.9	72.0
Total	100.0	100.0	100.0	100.0	100.0

Source: Thomas and Dorothy Leavey Center for the Study of Los Angeles, Loyola Marymount University. 2,002 adult respondents of the 2020 Los Angeles Public Opinion Survey.

With which statement do you most agree: most people who are experiencing homelessness in LA are violent, mentally ill, or drug addicted OR most people who are experiencing homelessness in LA are victims of a lack of economic, social, or medical infrastructure?

	18-29	30-44	45-64	65+
Violent, mentally ill, or drug addicted	43.7	45.9	40.1	41.9
Victims of a lack of infrastructure	56.3	54.1	59.9	58.1
Total	100.0	100.0	100.0	100.0

Source: Thomas and Dorothy Leavey Center for the Study of Los Angeles, Loyola Marymount University. 2,002 adult respondents of the 2020 Los Angeles Public Opinion Survey.

With which statement do you most agree: most people who are experiencing homelessness in LA are violent, mentally ill, or drug addicted OR most people who are experiencing homelessness in LA are victims of a lack of economic, social, or medical infrastructure?

	Rent	Own home
Violent, mentally ill, or drug addicted	43.2	42.7
Victims of a lack of infrastructure	56.8	57.3
Total	100.0	100.0

Source: Thomas and Dorothy Leavey Center for the Study of Los Angeles, Loyola Marymount University. 2,002 adult respondents of the 2020 Los Angeles Public Opinion Survey.

With which statement do you most agree: most people who are experiencing homelessness in LA are violent, mentally ill, or drug addicted OR most people who are experiencing homelessness in LA are victims of a lack of economic, social, or medical infrastructure?

	Working full-time	Working part-time	Student	Homemaker	Retired	Self- employed	Not working
Violent, mentally ill, or drug addicted	45.6	43.6	35.9	40.6	41.5	46.6	38.3
Victims of a lack of infrastructure	54.4	56.4	64.1	59.4	58.5	53.4	61.7
Total	100.0	100.0	100.0	100.0	100.0	100.0	100.0

Source: Thomas and Dorothy Leavey Center for the Study of Los Angeles, Loyola Marymount University. 2,002 adult respondents of the 2020 Los Angeles Public Opinion Survey.

With which statement do you most agree: most people who are experiencing homelessness in LA are violent, mentally ill, or drug addicted OR most people who are experiencing homelessness in LA are victims of a lack of economic, social, or medical infrastructure?

	Union household	Non-union household
Violent, mentally ill, or drug addicted	36.8	44.6
Victims of a lack of infrastructure	63.2	55.4
Total	100.0	100.0

Source: Thomas and Dorothy Leavey Center for the Study of Los Angeles, Loyola Marymount University. 2,002 adult respondents of the 2020 Los Angeles Public Opinion Survey.

With which statement do you most agree: most people who are experiencing homelessness in LA are violent, mentally ill, or drug addicted OR most people who are experiencing homelessness in LA are victims of a lack of economic, social, or medical infrastructure?

	Single	Married/domestic partnership	Divorced/separated/widowed
Violent, mentally ill, or drug addicted	40.8	44.1	46.9
Victims of a lack of infrastructure	59.2	55.9	53.1
Total	100.0	100.0	100.0

Source: Thomas and Dorothy Leavey Center for the Study of Los Angeles, Loyola Marymount University. 2,002 adult respondents of the 2020 Los Angeles Public Opinion Survey.

With which statement do you most agree: most people who are experiencing homelessness in LA are violent, mentally ill, or drug addicted OR most people who are experiencing homelessness in LA are victims of a lack of economic, social, or medical infrastructure?

	No children in household	One or more child in household
Violent, mentally ill, or drug addicted	41.0	46.5
Victims of a lack of infrastructure	59.0	53.5
Total	100.0	100.0

Source: Thomas and Dorothy Leavey Center for the Study of Los Angeles, Loyola Marymount University. 2,002 adult respondents of the 2020 Los Angeles Public Opinion Survey.

With which statement do you most agree: most people who are experiencing homelessness in LA are violent, mentally ill, or drug addicted OR most people who are experiencing homelessness in LA are victims of a lack of economic, social, or medical infrastructure?

	Liberal	Moderate	Conservative
Violent, mentally ill, or drug addicted	30.8	44.1	59.2
Victims of a lack of infrastructure	69.2	55.9	40.8
Total	100.0	100.0	100.0

Source: Thomas and Dorothy Leavey Center for the Study of Los Angeles, Loyola Marymount University. 2,002 adult respondents of the 2020 Los Angeles Public Opinion Survey.

With which statement do you most agree: most people who are experiencing homelessness in LA are violent, mentally ill, or drug addicted OR most people who are experiencing homelessness in LA are victims of a lack of economic, social, or medical infrastructure?

	Registered to vote	Not registered to vote
Violent, mentally ill, or drug addicted	41.2	50.5
Victims of a lack of infrastructure	58.8	49.5
Total	100.0	100.0

Source: Thomas and Dorothy Leavey Center for the Study of Los Angeles, Loyola Marymount University. 2,002 adult respondents of the 2020 Los Angeles Public Opinion Survey.

With which statement do you most agree: most people who are experiencing homelessness in LA are violent, mentally ill, or drug addicted OR most people who are experiencing homelessness in LA are victims of a lack of economic, social, or medical infrastructure?

	Less than High School	HS/Tech school graduate	College degree	Graduate degree
Violent, mentally ill, or drug addicted	48.7	45.6	39.7	38.8
Victims of a lack of infrastructure	51.3	54.4	60.3	61.2
Total	100.0	100.0	100.0	100.0

Source: Thomas and Dorothy Leavey Center for the Study of Los Angeles, Loyola Marymount University. 2,002 adult respondents of the 2020 Los Angeles Public Opinion Survey.

With which statement do you most agree: most people who are experiencing homelessness in LA are violent, mentally ill, or drug addicted OR most people who are experiencing homelessness in LA are victims of a lack of economic, social, or medical infrastructure?

	<\$40K	\$40K-<\$69K	\$70K-<\$99K	\$100K-<\$149K	\$150K+
Violent, mentally ill, or drug addicted	41.8	42.9	44.2	39.7	38.5
Victims of a lack of infrastructure	58.2	57.1	55.8	60.3	61.5
Total	100.0	100.0	100.0	100.0	100.0

Source: Thomas and Dorothy Leavey Center for the Study of Los Angeles, Loyola Marymount University. 2,002 adult respondents of the 2020 Los Angeles Public Opinion Survey.

With which statement do you most agree: most people who are experiencing homelessness in LA are violent, mentally ill, or drug addicted OR most people who are experiencing homelessness in LA are victims of a lack of economic, social, or medical infrastructure?

	Male	Female
Violent, mentally ill, or drug addicted	46.4	40.4
Victims of a lack of infrastructure	53.6	59.6
Total	100.0	100.0

Source: Thomas and Dorothy Leavey Center for the Study of Los Angeles, Loyola Marymount University. 2,002 adult respondents of the 2020 Los Angeles Public Opinion Survey.

With which statement do you most agree: most people who are experiencing homelessness in LA are violent, mentally ill, or drug addicted OR most people who are experiencing homelessness in LA are victims of a lack of economic, social, or medical infrastructure?

	5 years or fewer in LA	6 to 15 years in LA	16 to 25 years in LA	26 years or more in LA
Violent, mentally ill, or drug addicted	44.7	39.1	44.1	43.4
Victims of a lack of infrastructure	55.3	60.9	55.9	56.6
Total	100.0	100.0	100.0	100.0

Source: Thomas and Dorothy Leavey Center for the Study of Los Angeles, Loyola Marymount University. 2,002 adult respondents of the 2020 Los Angeles Public Opinion Survey.

Do you agree or disagree with the following statement: declaring a local homelessness state of emergency and giving the mayor full power to site homeless housing is necessary to solve the LA homelessness crisis?

	City of LA	Rest of County
Strongly agree	40.3	33.3
Somewhat agree	38.0	44.5
Somewhat disagree	9.5	13.0
Strongly disagree	12.2	9.2
Total	100.0	100.0

Source: Thomas and Dorothy Leavey Center for the Study of Los Angeles, Loyola Marymount University. 2,002 adult respondents of the 2020 Los Angeles Public Opinion Survey.

Do you agree or disagree with the following statement: declaring a local homelessness state of emergency and giving the mayor full power to site homeless housing is necessary to solve the LA homelessness crisis?

	Survey language: English	Survey language: Spanish	Survey language: Chinese	Survey language: Korean
Strongly agree	34.1	54.3	12.3	23.9
Somewhat agree	42.9	35.3	52.7	37.7
Somewhat disagree	12.2	3.3	26.1	22.5
Strongly disagree	10.8	7.0	8.9	16.0
Total	100.0	100.0	100.0	100.0

Source: Thomas and Dorothy Leavey Center for the Study of Los Angeles, Loyola Marymount University. 2,002 adult respondents of the 2020 Los Angeles Public Opinion Survey.

Do you agree or disagree with the following statement: declaring a local homelessness state of emergency and giving the mayor full power to site homeless housing is necessary to solve the LA homelessness crisis?

	Black	Asian	White	Latino	Other
Strongly agree	43.7	22.0	34.4	41.0	28.2
Somewhat agree	33.4	49.9	40.6	42.3	43.7
Somewhat disagree	13.3	19.0	11.0	9.3	10.9
Strongly disagree	9.6	9.0	13.9	7.4	17.2
Total	100.0	100.0	100.0	100.0	100.0

Source: Thomas and Dorothy Leavey Center for the Study of Los Angeles, Loyola Marymount University. 2,002 adult respondents of the 2020 Los Angeles Public Opinion Survey.

Do you agree or disagree with the following statement: declaring a local homelessness state of emergency and giving the mayor full power to site homeless housing is necessary to solve the LA homelessness crisis?

	18-29	30-44	45-64	65+
Strongly agree	30.5	39.8	39.2	32.7
Somewhat agree	52.0	42.4	37.3	38.9
Somewhat disagree	12.1	9.5	11.5	12.9
Strongly disagree	5.4	8.3	12.0	15.6
Total	100.0	100.0	100.0	100.0

Source: Thomas and Dorothy Leavey Center for the Study of Los Angeles, Loyola Marymount University. 2,002 adult respondents of the 2020 Los Angeles Public Opinion Survey.

Do you agree or disagree with the following statement: declaring a local homelessness state of emergency and giving the mayor full power to site homeless housing is necessary to solve the LA homelessness crisis?

	Rent	Own home
Strongly agree	38.1	34.0
Somewhat agree	44.2	40.7
Somewhat disagree	9.9	12.9
Strongly disagree	7.8	12.4
Total	100.0	100.0

Source: Thomas and Dorothy Leavey Center for the Study of Los Angeles, Loyola Marymount University. 2,002 adult respondents of the 2020 Los Angeles Public Opinion Survey.

Do you agree or disagree with the following statement: declaring a local homelessness state of emergency and giving the mayor full power to site homeless housing is necessary to solve the LA homelessness crisis?

	Working full-time	Working part-time	Student	Homemaker	Retired	Self-employed	Not working
Strongly agree	39.8	33.7	29.0	30.6	32.8	33.5	36.9
Somewhat agree	40.3	50.4	47.6	42.8	37.2	41.6	45.4
Somewhat disagree	11.0	9.3	20.0	13.0	13.5	4.1	12.2
Strongly disagree	8.8	6.6	3.4	13.6	16.5	20.8	5.5
Total	100.0	100.0	100.0	100.0	100.0	100.0	100.0

Source: Thomas and Dorothy Leavey Center for the Study of Los Angeles, Loyola Marymount University. 2,002 adult respondents of the 2020 Los Angeles Public Opinion Survey.

Do you agree or disagree with the following statement: declaring a local homelessness state of emergency and giving the mayor full power to site homeless housing is necessary to solve the LA homelessness crisis?

	Union household	Non-union household
Strongly agree	41.9	34.6
Somewhat agree	35.0	43.9
Somewhat disagree	11.3	11.6
Strongly disagree	11.8	9.9
Total	100.0	100.0

Source: Thomas and Dorothy Leavey Center for the Study of Los Angeles, Loyola Marymount University. 2,002 adult respondents of the 2020 Los Angeles Public Opinion Survey.

Do you agree or disagree with the following statement: declaring a local homelessness state of emergency and giving the mayor full power to site homeless housing is necessary to solve the LA homelessness crisis?

	Single	Married/domestic partnership	Divorced/separated/widowed
Strongly agree	32.5	38.6	36.3
Somewhat agree	47.6	39.0	37.9
Somewhat disagree	12.7	10.6	11.7
Strongly disagree	7.2	11.9	14.0
Total	100.0	100.0	100.0

Source: Thomas and Dorothy Leavey Center for the Study of Los Angeles, Loyola Marymount University. 2,002 adult respondents of the 2020 Los Angeles Public Opinion Survey.

Do you agree or disagree with the following statement: declaring a local homelessness state of emergency and giving the mayor full power to site homeless housing is necessary to solve the LA homelessness crisis?

	No children in household	One or more child in household
Strongly agree	34.6	38.2
Somewhat agree	41.8	42.5
Somewhat disagree	12.6	9.9
Strongly disagree	11.0	9.3
Total	100.0	100.0

Source: Thomas and Dorothy Leavey Center for the Study of Los Angeles, Loyola Marymount University. 2,002 adult respondents of the 2020 Los Angeles Public Opinion Survey.

Do you agree or disagree with the following statement: declaring a local homelessness state of emergency and giving the mayor full power to site homeless housing is necessary to solve the LA homelessness crisis?

	Liberal	Moderate	Conservative
Strongly agree	43.1	29.3	32.0
Somewhat agree	42.9	48.9	34.5
Somewhat disagree	9.2	13.9	13.1
Strongly disagree	4.9	7.9	20.4
Total	100.0	100.0	100.0

Source: Thomas and Dorothy Leavey Center for the Study of Los Angeles, Loyola Marymount University. 2,002 adult respondents of the 2020 Los Angeles Public Opinion Survey.

Do you agree or disagree with the following statement: declaring a local homelessness state of emergency and giving the mayor full power to site homeless housing is necessary to solve the LA homelessness crisis?

	Registered to vote	Not registered to vote
Strongly agree	34.7	41.5
Somewhat agree	42.3	41.4
Somewhat disagree	12.0	9.8
Strongly disagree	10.9	7.3
Total	100.0	100.0

Source: Thomas and Dorothy Leavey Center for the Study of Los Angeles, Loyola Marymount University. 2,002 adult respondents of the 2020 Los Angeles Public Opinion Survey.

Do you agree or disagree with the following statement: declaring a local homelessness state of emergency and giving the mayor full power to site homeless housing is necessary to solve the LA homelessness crisis?

	Less than High School	HS/Tech school graduate	College degree	Graduate degree
Strongly agree	51.8	35.5	32.8	36.8
Somewhat agree	36.3	42.4	43.4	42.1
Somewhat disagree	5.1	13.0	12.1	7.9
Strongly disagree	6.8	9.1	11.7	13.2
Total	100.0	100.0	100.0	100.0

Source: Thomas and Dorothy Leavey Center for the Study of Los Angeles, Loyola Marymount University. 2,002 adult respondents of the 2020 Los Angeles Public Opinion Survey.

Do you agree or disagree with the following statement: declaring a local homelessness state of emergency and giving the mayor full power to site homeless housing is necessary to solve the LA homelessness crisis?

	<\$40K	\$40K-<\$69K	\$70K-<\$99K	\$100K-<\$149K	\$150K+
Strongly agree	37.7	31.1	35.9	34.7	39.5
Somewhat agree	44.3	47.1	44.2	44.2	30.3
Somewhat disagree	11.1	12.5	9.3	11.9	12.7
Strongly disagree	6.8	9.4	10.6	9.1	17.6
Total	100.0	100.0	100.0	100.0	100.0

Source: Thomas and Dorothy Leavey Center for the Study of Los Angeles, Loyola Marymount University. 2,002 adult respondents of the 2020 Los Angeles Public Opinion Survey.

Do you agree or disagree with the following statement: declaring a local homelessness state of emergency and giving the mayor full power to site homeless housing is necessary to solve the LA homelessness crisis?

	Male	Female
Strongly agree	33.9	37.9
Somewhat agree	42.7	41.5
Somewhat disagree	11.7	11.5
Strongly disagree	11.7	9.1
Total	100.0	100.0

Source: Thomas and Dorothy Leavey Center for the Study of Los Angeles, Loyola Marymount University. 2,002 adult respondents of the 2020 Los Angeles Public Opinion Survey.

Do you agree or disagree with the following statement: declaring a local homelessness state of emergency and giving the mayor full power to site homeless housing is necessary to solve the LA homelessness crisis?

	5 years or fewer in LA	6 to 15 years in LA	16 to 25 years in LA	26 years or more in LA
Strongly agree	34.9	39.1	36.7	35.3
Somewhat agree	46.0	47.5	46.6	38.2
Somewhat disagree	12.8	7.7	10.0	12.9
Strongly disagree	6.4	5.6	6.7	13.5
Total	100.0	100.0	100.0	100.0

Source: Thomas and Dorothy Leavey Center for the Study of Los Angeles, Loyola Marymount University. 2,002 adult respondents of the 2020 Los Angeles Public Opinion Survey.

Appendix

2020 PUBLIC OPINION SURVEY METHODOLOGY

As part of Forecast LA's unique approach to forecasting in the Los Angeles region, the Center for the Study of Los Angeles conducted an outlook survey. The Los Angeles Public Opinion Survey involved 20-minute telephone sessions and online surveys with more than 2,000 adults (phone and online) living in Los Angeles County. Survey respondents were asked about quality-of-life perceptions, personal economic wellbeing, economic concerns, overall life satisfaction, and various civic issues.

The survey included questions asked of the entire sample as well as a battery of questions, splitting the total sample in half.

SAMPLING

Since the primary purpose of this study was to gather representative input from adult residents within the Los Angeles region, an initial random digit dial (RDD) sample was employed. The RDD sample was drawn by determining the active phone exchanges (the first three numbers of a seven-digit phone number) and blocks within a given sampling area (in this case, by the zip codes that comprise the county). A random list of all active residential and cell phone numbers in the area was produced. This method included both listed and unlisted phone numbers. Listed samples were used to meet particular quotas for racial/ethnic categories and geographic location.

The online portion was comprised of responses from double opt-in respondents who have agreed to participate in surveys. Real-time sampling and survey publishing services were also used to target respondents outside of the initial reach. Finally, listed samples were used to fill gaps within racial/ethnic and geographic quotas. For all methods, adult respondents in LA County were targeted and then randomly selected within their group.

SCREENERS

The protocol for this study involved asking potential respondents a series of questions, referred to as screeners, which were used to ensure that the person lived within the county and was at least 18 years old. The target sample size was 1,000 residents from the city of Los Angeles and 1,000 residents from Los Angeles County who live outside the city of LA. The first quota was a random digit dialing of approximately 375 residents (with 80% cell phone). The online survey ran concurrently with a target sample size of 900 respondents. The remaining racial/ethnic and geographic quotas were determined based on the fallout: 350 African American residents, 500 Asian residents, and 400 residents from the San Fernando Valley (only within the city of Los Angeles). Given the demographic proportion of Latino/a and white residents in the region, as expected, both groups naturally fell out from the initial wave of online and phone respondents.

DATA COLLECTION

Telephone surveys were conducted the first four full weeks in January 2020 and first two weeks in February between the hours of 4:30pm and 9pm during the week, 10am to 4pm on Saturday, and 12am to 5pm on Sunday. The survey was translated into Spanish, Mandarin, and Korean. Translators who spoke Spanish, Mandarin, and Korean were available to conduct interviews for residents who only spoke, or were more comfortable speaking any of those languages. The online survey ran concurrent with the phone survey and were available in both English and Spanish.

The margin of error is $\pm 3.0\%$ for the entire sample of 2,002 residents, not adjusted for weighting or design effects. The 2,002 responses collected for this survey were weighted based on respondents' self-identified racial and ethnic group, gender, age, and geographic location matching them to the most recently available population parameters from the American Community Survey (ACS) estimates.

DEMOGRAPHICS

City or county

	Unweighted frequencies	Weighted percentages
City of LA	1,000	40.0
Rest of County	1,002	60.0

Source: Thomas and Dorothy Leavey Center for the Study of Los Angeles, Loyola Marymount University. 2,002 adult respondents of the 2020 Los Angeles Public Opinion Survey.

Language

	Unweighted frequencies	Weighted percentages
English	1,558	80.0
Spanish	196	14.1
Chinese	99	2.8
Korean	149	3.1

Source: Thomas and Dorothy Leavey Center for the Study of Los Angeles, Loyola Marymount University. 2,002 adult respondents of the 2020 Los Angeles Public Opinion Survey.

Which ethnic group do you consider yourself a part of or feel closest to?

	Unweighted frequencies	Weighted percentages
Black	364	8.5
Asian	510	15.4
White	540	29.2
Latino	520	44.5
Other	32	2.4

Source: Thomas and Dorothy Leavey Center for the Study of Los Angeles, Loyola Marymount University. 2,002 adult respondents of the 2020 Los Angeles Public Opinion Survey.

Age categories

	Unweighted frequencies	Weighted percentages
18-29	327	23.8
30-44	439	27.6
45-64	524	32.2
65+	611	16.4

Source: Thomas and Dorothy Leavey Center for the Study of Los Angeles, Loyola Marymount University. 2,002 adult respondents of the 2020 Los Angeles Public Opinion Survey.

Do you rent your home, are you buying it with a mortgage, or is it entirely paid for?

	Unweighted frequencies	Weighted percentages
Rent	869	46.9
Own home	1,094	53.1

Source: Thomas and Dorothy Leavey Center for the Study of Los Angeles, Loyola Marymount University. 2,002 adult respondents of the 2020 Los Angeles Public Opinion Survey.

How would you describe your current work status: working full-time, working part-time, student, homemaker, fully-retired, semi-retired, self-employed, or not working?

	Unweighted frequencies	Weighted percentages
Working full-time	733	43.2
Working part-time	205	12.1
Student	89	6.2
Homemaker	78	4.5
Retired	602	18.2
Self-employed	128	6.8
Not working	151	9.0

Source: Thomas and Dorothy Leavey Center for the Study of Los Angeles, Loyola Marymount University. 2,002 adult respondents of the 2020 Los Angeles Public Opinion Survey.

Is someone in your household a member of a union?

	Unweighted frequencies	Weighted percentages
Union household	430	20.7
Non-union household	1,0539	79.3

Source: Thomas and Dorothy Leavey Center for the Study of Los Angeles, Loyola Marymount University. 2,002 adult respondents of the 2020 Los Angeles Public Opinion Survey.

Are you currently single, married, divorced, separated, widowed, or in a domestic partnership?

	Unweighted frequencies	Weighted percentages
Single	641	37.5
Married/domestic partnership	957	48.5
Divorced/separated/widowed	380	14.0

Source: Thomas and Dorothy Leavey Center for the Study of Los Angeles, Loyola Marymount University. 2,002 adult respondents of the 2020 Los Angeles Public Opinion Survey.

How many children 17 years or younger live in your household?

	Unweighted frequencies	Weighted percentages
No children in household	1,365	61.9
One or more child in household	616	38.1

Source: Thomas and Dorothy Leavey Center for the Study of Los Angeles, Loyola Marymount University. 2,002 adult respondents of the 2020 Los Angeles Public Opinion Survey.

Politically, do you consider yourself to be very liberal, somewhat liberal, moderate, somewhat conservative, or very conservative?

	Unweighted frequencies	Weighted percentages
Liberal	761	39.8
Moderate	603	31.4
Conservative	534	28.8

Source: Thomas and Dorothy Leavey Center for the Study of Los Angeles, Loyola Marymount University. 2,002 adult respondents of the 2020 Los Angeles Public Opinion Survey.

Are you a registered voter?

	Unweighted frequencies	Weighted percentages
Registered to vote	1,639	79.5
Not registered to vote	340	20.5

Source: Thomas and Dorothy Leavey Center for the Study of Los Angeles, Loyola Marymount University. 2,002 adult respondents of the 2020 Los Angeles Public Opinion Survey.

What is the last grade or level you completed in school?

	Unweighted frequencies	Weighted percentages
Less than High School	165	8.3
HS/Tech school graduate	819	44.9
College degree	741	35.4
Graduate degree	248	11.4

Source: Thomas and Dorothy Leavey Center for the Study of Los Angeles, Loyola Marymount University. 2,002 adult respondents of the 2020 Los Angeles Public Opinion Survey.

Total household income

	Unweighted frequencies	Weighted percentages
<40K	631	34.0
40K-<69K	399	25.4
70K-<99K	286	16.9
100K-<149K	224	13.2
\$150K+	185	10.4

Source: Thomas and Dorothy Leavey Center for the Study of Los Angeles, Loyola Marymount University. 2,002 adult respondents of the 2020 Los Angeles Public Opinion Survey.

What is your gender?

	Unweighted frequencies	Weighted percentages
Male	857	48.0
Female	1,114	51.1

Source: Thomas and Dorothy Leavey Center for the Study of Los Angeles, Loyola Marymount University. 2,002 adult respondents of the 2020 Los Angeles Public Opinion Survey.

How many years have you lived in the Los Angeles region?

	Unweighted frequencies	Weighted percentages
5 years or fewer	117	6.6
6 to 15 years	236	12.9
16 to 25 years	396	24.0
26 years or more	1,227	56.6

Source: Thomas and Dorothy Leavey Center for the Study of Los Angeles, Loyola Marymount University. 2,002 adult respondents of the 2020 Los Angeles Public Opinion Survey.